



SAP Business One 10.0

Release Highlights

Global Partner Enablement, SAP Business One
July, 2023

PUBLIC

Note to Customers, Partners, and Others

This material may not be published on other platforms or websites outside SAP.
Please note the copyright "*No part of this publication may be reproduced or transmitted in any form or for any purpose without the express permission of SAP SE...*".
To reference the latest material please use this [link](#).




Disclaimer

The information in this presentation is confidential and proprietary to SAP and may not be disclosed without the permission of SAP. Except for your obligation to protect confidential information, this presentation is not subject to your license agreement or any other service or subscription agreement with SAP. SAP has no obligation to pursue any course of business outlined in this presentation or any related document, or to develop or release any functionality mentioned therein.

This presentation, or any related document and SAP's strategy and possible future developments, products and or platforms directions and functionality are all subject to change and may be changed by SAP at any time for any reason without notice. The information in this presentation is not a commitment, promise or legal obligation to deliver any material, code or functionality. This presentation is provided without a warranty of any kind, either express or implied, including but not limited to, the implied warranties of merchantability, fitness for a particular purpose, or non-infringement. This presentation is for informational purposes and may not be incorporated into a contract. SAP assumes no responsibility for errors or omissions in this presentation, except if such damages were caused by SAP's intentional or gross negligence.

All forward-looking statements are subject to various risks and uncertainties that could cause actual results to differ materially from expectations. Readers are cautioned not to place undue reliance on these forward-looking statements, which speak only as of their dates, and they should not be relied upon in making purchasing decisions.

SAP Business One 10.0 Enhancements (1/4)

- SAP Note [2826255](#) - Central Note for SAP Business One 10.0
- SAP Note [2826199](#) - Central Note for SAP Business One 10.0, version for SAP HANA
- Learn about the Web Client [here](#)
- For latest features check the [What's New in SAP Business One 10.0 MS SQL | SAP HANA](#)
- SAP Business One [YouTube](#) 

[Web Client](#)

Web Client for SAP Business One

Enhance Delivered Objects

Support Message Preferences

Enhancements in Outgoing SnB/Bin Location Selection

Support BP Catalog Number

Support Purchase Quotation & Purchase Order

Service Module

Support Goods Receipt PO & A/P Invoice

Support Payments

Time Sheet

User-Defined Queries (UDQs)

Analytics Enhancements

Outlook 365 Enhancements

MS Teams - Access Web Client List View & Detailed View

MS Teams - Access Dashboards & Charts

Extensibility Support

Configuration App

Support Goods Return & A/P Credit Memo

Support Alternative Items

Support Goods Issue

SAP Business One 10.0 Enhancements (2/4)

Web Client – cont.

Support Journal Entry

Support Equipment Card

Support Approval Process for Approvers

Extensibility – Enhancements

Outlook 365 Integration Enhancements

Single Sign-On for Web Client and Extensions

Support “Read Only” Mode

“Horizon” Skin

Support “Text” and “Subtotal” line types

Support document Opening & Closing remarks

Packing Slips in Deliveries and A/R Invoices

Assign Distribution Rules in Sales and Purchasing Document Lines

Attachments Tab in Business Partner Master Data

Approval Decisions Apps Support Additional Sales and Purchasing Docs

Email up to 20 selected records

Support Return Request, Purchase Request & Goods Return Request

Support A/P Reserve Invoice

Support Goods Receipt

Support Inventory Counting

Support Bill of Material

Support Issue for & Receipt from Production

Support Service Contract

Analytics Enhancements

Extensibility - Support API Views for All Analytics Views

Extensibility - Support User-Defined Field as a Check Box Type

SAP Business One 10.0 Enhancements (3/4)



Administration

Support Expiration Date

Enhancements in Document Printing

Referenced Document Enhancements

Support Attachments Tab in Additional Objects

Increased Field Lengths

Enhancements in Approval Process

New Overview Window: Alerts Management

Tab-Level Authorizations in Master Data

Product Documentation Moved to SAP Help Portal

Messages/Alerts Cleanup Tools

Manage Change Log for System Setups

Data Archive Simplification



Usability



New Skin Style

Enhanced User Interface

Alignment of Form Behavior

User Name in License & Add-On Administration



Financial Management

Drill Down to G/L Accounts in Financial Reports

Posting Periods Enhancements

Extend Journal Entry Remarks to 254 Characters and Increase Length of Ref.3 Fields

Financial Management Enhancements

Period End Closing - Journal Entry Series

Fixed Assets Enhancement



Localization

New UK (Brexit) Localization

EU - One Stop Shop Enhancement

Mexico - Electronic Invoice CFDI 4.0 - eDoc

India Localization Enhancements

Japan - Qualified Invoice Method

Argentina - Withholding Tax (Perception) in the Automatic Credit Memo

EU - Items Country of Origin Tracing

US - Tax Service with Avalara's Tax Rates by Address

BR - API Tax Enhancements - Service Layer & DI API

FR - Legal Compliance Enhancements

MX - CFDI 4.0 Enhancements

SAP Business One 10.0 Enhancements (4/4)



Sales | Purchasing | Service

Backorder Report Enhancements

Printing Service Calls & Contracts

Hide Blank Lines in Addresses

Add Button Extended in Marketing Documents

Enhanced Open Items List Report

EU PEPPOL E-Invoicing

SAP Business One Sales and Service Mobile Apps

“Confirmed” Checkbox in Sales and Purchase quotations

“Move Up” and “Move Down” buttons in sales and purchasing documents to change lines sequence



Project Management

Interactive Gantt Chart



Inventory | Distribution

Serial & Batch Numbers Management

Ability to change UoM Group of an item



Production

Bill of Materials (BoM) Description Enhancements

Drill Down from BoM to Item Master Data

Production Enhancements



Platform | Extensibility

Service Layer Enabled for Microsoft SQL Server

Service Layer Configuration UI



Formatted Search Supports Multiple Triggers

Extend UDF Support to Additional Objects

Microsoft Office 365 Integration

64-bit Support Only

GateKeeper (Browser Access) Service

DI API | Service Layer | Platform | Integration Framework Enhancements

Extensibility Enhancements

Identity and Authentication Management (IAM)




Web Client

SAP Business One 10.0 (MS SQL)

PL02 Update

SAP Business One 10.0, version for SAP HANA



Web Client for SAP Business One

PL02 Update



Learn about the Web Client [here](#)

For latest features check the [What's New](#) document

The screenshot displays the SAP Business One Web Client interface. The top navigation bar includes 'Useful Links', 'Sales', 'Business Partners', and 'Analytics'. The main dashboard is divided into several sections:

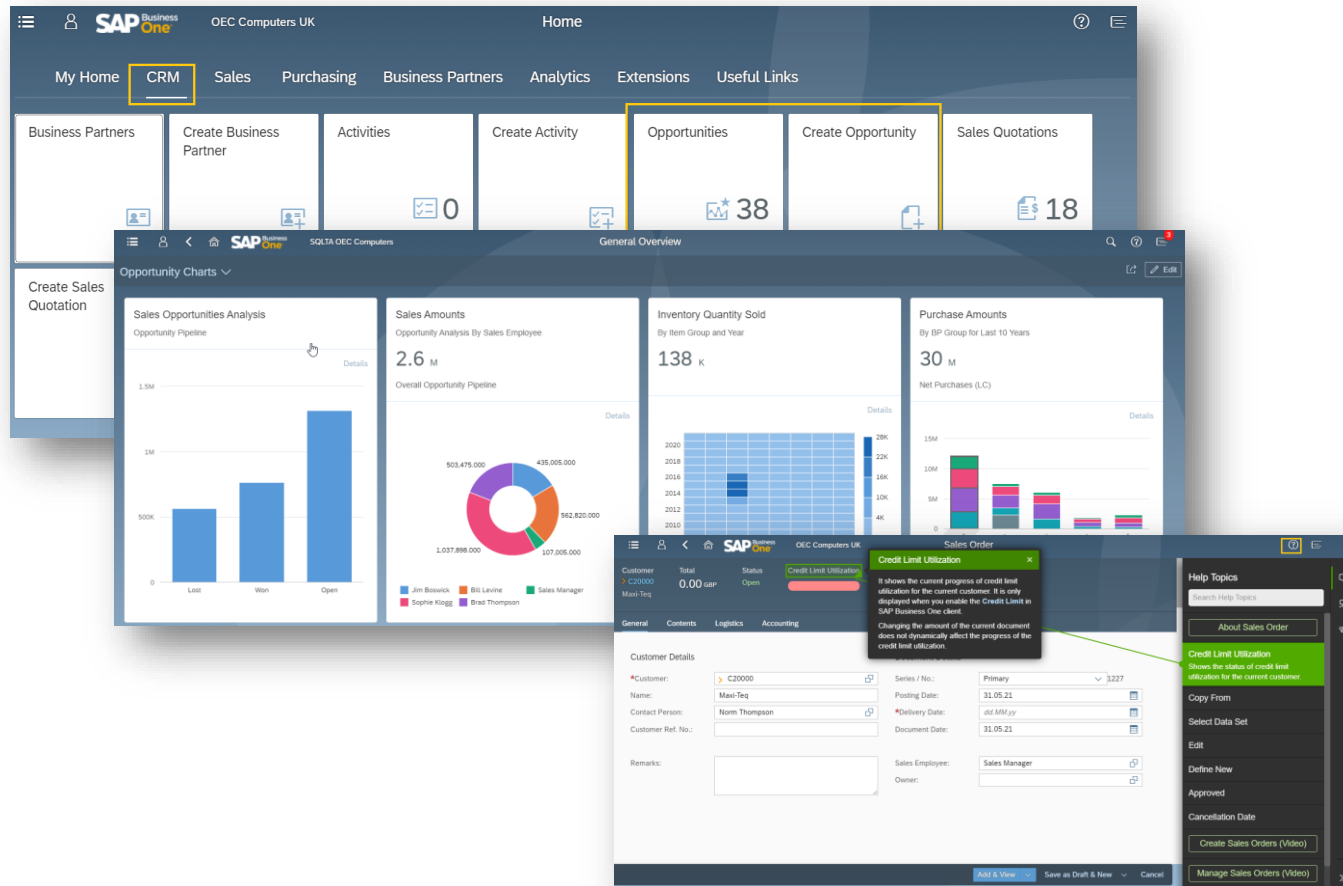
- Sales:** Contains tiles for Sales Quotations (20), Sales Orders (269), Create Sales Order, Sales Drafts, Deliveries (126), A/R Invoices (639), Returns (0), and A/R Credit Memos (0).
- Items:** Contains tiles for Items, Create Item, Search for C30000 in Sales Order (Test), and Sales Analysis Overview (Sales YTD by Customer) showing a value of 33.3K.
- Business Partners:** Contains tiles for Business Partners, Create Business Partner, Activities (8), and Create Activity.

An inset window shows a 'Sales Analysis by Rows Chart' with a line graph. The Y-axis is labeled 'Net Sales Amount (LC) & Gross Profit (LC)' and ranges from 0 to 800K. The X-axis is labeled 'Posting Year and Month' and ranges from 201810 to 201909. The chart displays two data series: a blue line for Net Sales Amount and an orange line for Gross Profit. Both series show a general upward trend with some fluctuations.

- The Web Client* is based on SAP Fiori design principles encapsulating SAP Business One core processes and business logic alongside an advanced user experience
- Focused on creation, processing and updating of Sales Quotations, Sales Orders, A/R Deliveries, and A/R Invoices **(PL01)**
- List views for purchasing documents **(PL02)**
- Supports creation and update of Items, Business Partners, and Activities
- The Web Client provides some sophisticated analytic charting capabilities
- For optimized user experience launch the Web Client in either a desktop computer or tablet, using the Google Chrome or Firefox web browser. The Web Client can also be launched directly from the regular SAP Business One desktop application.

* The Web Client delivered with SAP Business One 10.0 PL02 is supported by all SAP Business One localizations. Brazil and India in view mode only.

Web Client for SAP Business One



- Enhance delivered objects (Business Partner, Items, Activity, Sales Quotation, Sales Order, Delivery, and Invoice)
- Extend sales support (Return, A/R Credit Memo, and A/R Reserve invoice)
- Support of outgoing serial and batch numbers/bin location selection
- Extend localization support
- Support CRM
- Enhance Analytical capabilities
- Support Microsoft 365 (Excel)
- Extensibility support (URL mashup, Fiori/HTML5 app support)
- Web Assistant Adoption

Web Client - Enhance Delivered Objects

FP2108 Update



The screenshots illustrate the following enhancements:

- Business Partner Master Data Support:** The top screenshot shows the 'Checks' field for Business Partner C20000, which now displays a balance of 1,168.65 \$.
- Opportunities List View:** The middle screenshot shows the 'Manage Opportunities' screen with a search filter for 'Open' status, indicating that additional fields and columns are added for more flexible and efficient filtering options.
- A/R Credit Memos:** The bottom screenshot shows the 'Manage A/R Credit Memos' screen with a 'Cancel' button, indicating that cancelling A/R Credit Memos via list view is supported.

Document No.	Customer Code	Customer Name	Posting Date	Due Date	Document Total	Status
12	C23900	Parameter Technology	08/15/2021	08/15/2021	558.20 \$	Closed
11	C23900	Parameter Technology	08/15/2021	08/15/2021	558.20 \$	Closed
10	C23900	Parameter Technology	08/15/2021	08/15/2021	558.20 \$	Open
9	C30000	Microchips	10/07/2013	10/07/2013	15,560.94 \$	Closed
8	C70000	Aquent Systems	06/18/2013	06/18/2013	7,000.00 \$	Closed
7	C40000	Earthshaker Corporation	02/07/2013	02/07/2013	7,493.75 \$	Closed
6	C40000	Earthshaker Corporation	11/06/2012	11/06/2012	1,635.00 \$	Closed
5	C42000	Mashina Corporation	09/23/2012	09/23/2012	596.25 \$	Closed
4	C60000	SG Electronics	07/08/2012	07/08/2012	1,950.00 \$	Closed
					38,410.69 \$	

- Business Partner Master Data Support Checks balance for customers
- Additional fields and columns are added to the Opportunities list view for more flexible and efficient filtering options
- Cancelling A/R Credit Memo via list view is supported
- Enable upload BP image using camera

Web Client - Support Message Preferences

FP2108 Update



Settings

User Account
Jayson Butler

Appearance
SAP Belize Plus

Home Page

Language & Region
EN | Time Format: 24H

Message Preferences

User Activities

Notifications

generalSettings

Area	AppName	Message Text	Display	Answer
Sales and ...	Sales Order	Do you want to update the existing table rows with the new delivery date?	<input checked="" type="radio"/> YES	Yes
Sales and ...	Purchase Order	Do you want to create a reference between the original and duplicate documents?	<input type="radio"/> NO	Yes
				Yes
				No

Save Cancel

- Message Preferences form is added to Settings section under the user area, enabling users to review their message preferences and change it as required:
 - Display a message that is currently not display
 - Change the answer to be applied in case a message is not displayed
- The settings done on the Web client apply to the same messages on the regular client and vice versa



Web Client - Enhancements in Outgoing SnB/Bin Location Selection

Select Serial Numbers

Document Row: 1 Quantity: 6.000
 Item No.: > S10000 Allocated Total: 6.000
 Item Description: Server Point 10000
 Warehouse Code: 01

<input type="checkbox"/>	Serial Number	Admission Date	Expiration Date	Lot Number	Mfr. Serial No.	Status	System Number
<input checked="" type="checkbox"/>	S1-000186	03/06/2011				Available	186
<input checked="" type="checkbox"/>	S1-000187	03/06/2011				Available	187
<input checked="" type="checkbox"/>	S1-000188	03/06/2011				Available	188
<input checked="" type="checkbox"/>	S1-000189	03/06/2011				Available	189
<input checked="" type="checkbox"/>	S1-000190	03/06/2011				Available	190
<input checked="" type="checkbox"/>	S1-000191	03/06/2011				Available	191
<input checked="" type="checkbox"/>	S1-000192	03/06/2011				Available	192
<input type="checkbox"/>	S1-000193	03/06/2011				Available	193
<input type="checkbox"/>	S1-000194	03/06/2011				Available	194
<input type="checkbox"/>	S1-000195	03/06/2011				Available	195

Auto Select OK Cancel

#	Item No.	Item Description	Quantity	Unit Price	Total (LC)	Whse	UoM Code	Batch/Serial Numbers
1	> S10000	Server Point 10000	6.000	2,760.00 \$	16,560.00 \$	01	Manual	S1
2								

Freight Charges

Freight Name	Remarks	Tax Code	Total Tax Amount	Distrib. Me...
				Ro... ▾

Total Summary
Total Before Discount:

Batch/Serial Number	System Number
S1-000186	186
S1-000187	187
S1-000188	188
S1-000189	189
S1-000190	190
S1-000191	191
S1-000192	192
S1-000193	193
S1-000194	194
S1-000195	195
S1-000196	196
S1-000197	197
S1-000198	198

- Auto select button is added to lists of bin locations and serial and batch numbers selection to increase efficiency
- The Batch/Serial Numbers and Bin Location columns are editable, enabling the user to start typing directly the required value and the auto-suggest feature lists the most suitable values accordingly

Web Client - Support BP Catalog Number

FP2108 Update



The screenshot displays three overlapping SAP Business Partner and Item Master Data screens. The top screen shows the 'Business Partner C20000' overview with a 'BP Catalog Numbers' button highlighted. The middle screen shows 'Item Master Data A00001' with a 'BP Catalog Numbers' button highlighted. The bottom screen shows the 'Business Partner Catalog Numbers' list, which is a table with columns for BP Code, BP Name, Default, Item No., Item Description, BP Catalog No., and BP Catalog Description. The table lists catalog numbers for business partners C20000, C25000, and V23000.

BP Code	BP Name	Default	Item No.	Item Description	BP Catalog No.	BP Catalog Description
C20000	Maxi-Teq	<input type="radio"/>	A00001	J.B. Officeprint 1420	A1	
		<input type="radio"/>	A00001	J.B. Officeprint 1420	A11	
		<input checked="" type="radio"/>	A00001	J.B. Officeprint 1420	A111	
		<input checked="" type="radio"/>	A00002	J.B. Officeprint 1111	A2	
C25000	Star Company	<input checked="" type="radio"/>	A00001	J.B. Officeprint 1420	A1	
		<input type="radio"/>	A00001	J.B. Officeprint 1420	A11	
		<input type="radio"/>				
V23000	Anthony Smith	<input checked="" type="radio"/>	A00001	J.B. Officeprint 1420	A1	
		<input checked="" type="radio"/>	A00002	J.B. Officeprint 1111	A2	
		<input type="radio"/>	A00002	J.B. Officeprint 1111	A2222	
		<input checked="" type="radio"/>	A00003	J.B. Officeprint 1186	A3	
		<input type="radio"/>				

- A new app for Business Partner Catalog Number is added under Business Partners module
- Here you can view, define, update and remove catalog numbers grouped by business partner, as well as set default and duplicate selected items
- Using the filter-bar you can filter the list for better efficiency
- Like in other lists, you can export BP catalog numbers to Excel
- The "BP Catalog Number" button added to business partner and item master data headers opens the list of catalog numbers defined for the given business partner or item

Web Client - Support Purchase Quotation & Purchase Order

FP2108 Update



The screenshot displays the SAP Business One Web Client interface. The top navigation bar includes 'My Home', 'CRM', 'Sales', 'Purchasing', 'Business Partners', 'Service', 'Analytics', 'Extensions', and 'Useful Links'. The 'Purchasing' tab is active, showing several app tiles: 'Purchase Quotations' (1), 'Create Purchase Quotation', 'Purchase Orders' (59), 'Create Purchase Order', 'Goods Receipt POs' (68), and 'Goods Returns' (0). Below this, the 'Manage Purchase Orders' screen is visible, featuring search filters for Document No., Vendor Code, Delivery Date, Status, and User Signature. A table lists 67 purchase orders with columns for Document No., Vendor Code, Vendor Name, Vendor Ref. No., Posting Date, Delivery Date, Document Total, and Printed status. The table is filtered to show 3 records. The 'Create' button in the table's action bar is highlighted with a yellow box.

Document No.	Vendor Code	Vendor Name	Vendor Ref. No.	Posting Date	Delivery Date	Document Total	Printed
1268	V10000	Acme Associates		08/16/2021	08/16/2021	1,085.75 \$	Original
1267	V10000	Acme Associates		08/16/2021	08/16/2021	1,084.67 \$	Original
1266	V10000	Acme Associates		08/16/2021	08/16/2021	1,083.58 \$	Original
1265	V10000	Acme Associates		08/16/2021	08/16/2021	43,300.00 \$	Original
1264	V10000	Acme Associates		08/16/2021	08/16/2021	433.00 \$	Original
1263	V10000	Acme Associates		08/16/2021	08/16/2021	433.00 \$	Original
1262	V10000	Acme Associates		08/16/2021	08/16/2021	433.00 \$	Original
1261	V20000	Lasercom		08/15/2021	08/15/2021	757.30 \$	Original
1260	V20000	Lasercom		08/15/2021	08/15/2021	0.00 \$	Original
1259	V1010	Far East Imports		08/15/2021	08/15/2021	0.00 \$	Original
1258	V10000	Acme Associates		08/15/2021	08/15/2021	0.00 \$	Original
1257	V10000	Acme Associates		08/15/2021	08/15/2021	1,840.25 \$	Original
						754,977.78 \$	

- New apps for creating and processing Purchase Quotation and Purchase Order are available
- In addition, the Purchase Quotations and Purchase Orders apps are enhanced to support:
 - View, process and create Purchase Quotations and Purchase Orders
 - Batch operations for selected records- such as Close and Cancel

Web Client - Service Module

FP2108 Update



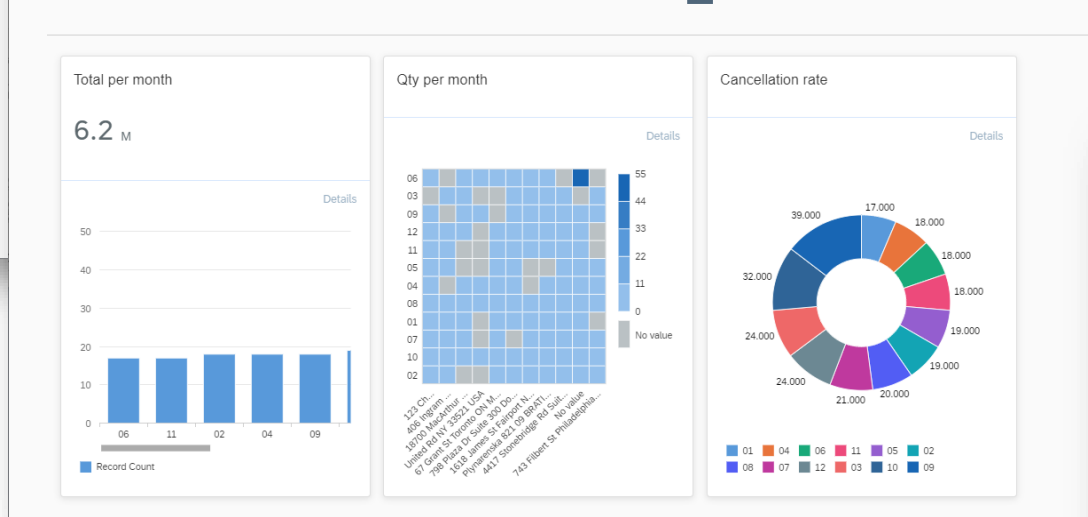
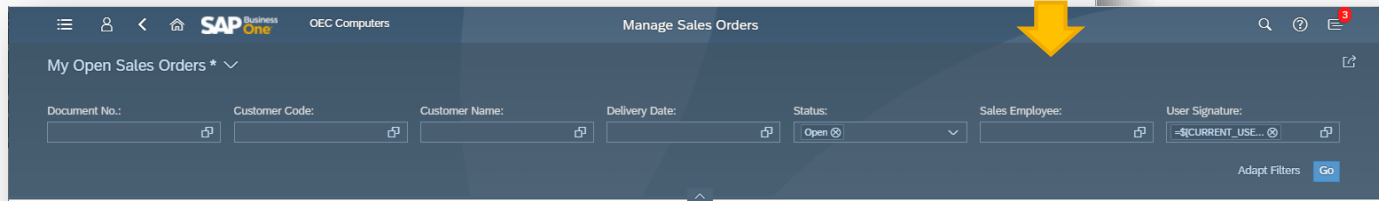
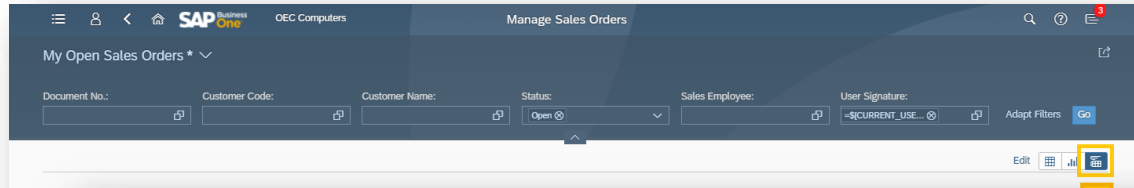
The screenshot displays the SAP Business One Web Client interface for the Service Module. The top navigation bar includes 'Service' which is highlighted. Below it, there are four tiles: 'Service Calls' (15), 'Create Service Call', 'Solutions Knowledge Base' (13), and 'Create Solution Knowledge Base'. The main content area shows a 'Service Call 58' with details like 'Type: Customer Sales', 'Item: C20000', and 'Status: Open'. A 'Solutions Knowledge Base 5' is also visible, showing a table of solutions. A yellow arrow points from the 'Solutions Knowledge Base 5' tile in the top navigation to the 'Solutions Knowledge Base 5' details panel on the right side of the screen.

#	ID	Solution	Created On
1	5	Additional random access memory (RAM) is installed on the PostScript(R) / PCL 5C personality card and used only when printing with PostScript and PCL 5C printer languages	04/09/2011
2	12	Clean printer cartridge	04/09/2011

- The Service module in the Web client enables you to create and process service calls and solutions
- The Service Calls and Solution Knowledge Base list views provide you comprehensive overview and enable you to generate respective reports
- Enhanced user-interface design enables the user to view selected solution side-by-side the respective service call, gaining the benefit of having all information in one place

Web Client - Enhance Analytic Capabilities

FP2108 Update



- Card view option is added to all list views, including UDOs & UDTs
- The Card View enables you to create sets of analytical cards for a given object using dedicated editor and save it as view for future use

Delivery Rate

Details

■ Edit Card

Title: Delivery Rate

Subtitle:

KPI Header: OFF

Show Legend: ON

Content Type: [Icons]

Sort By: Segment

Sort Order: Ascending

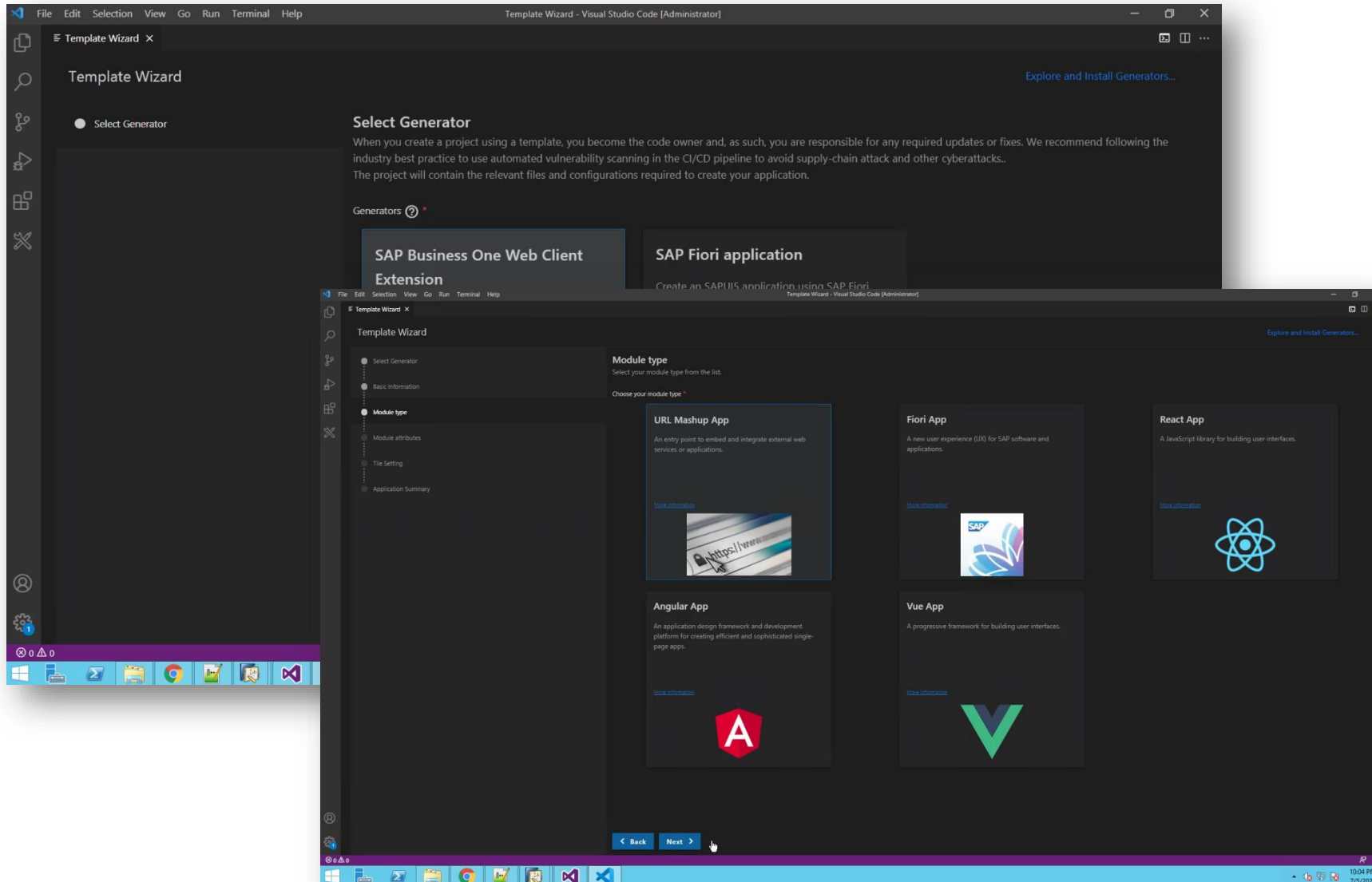
Segment Measure: Record Count

Color Dimension: Posting Date (Month)

Save As Save Cancel

Web Client - Extensibility Support

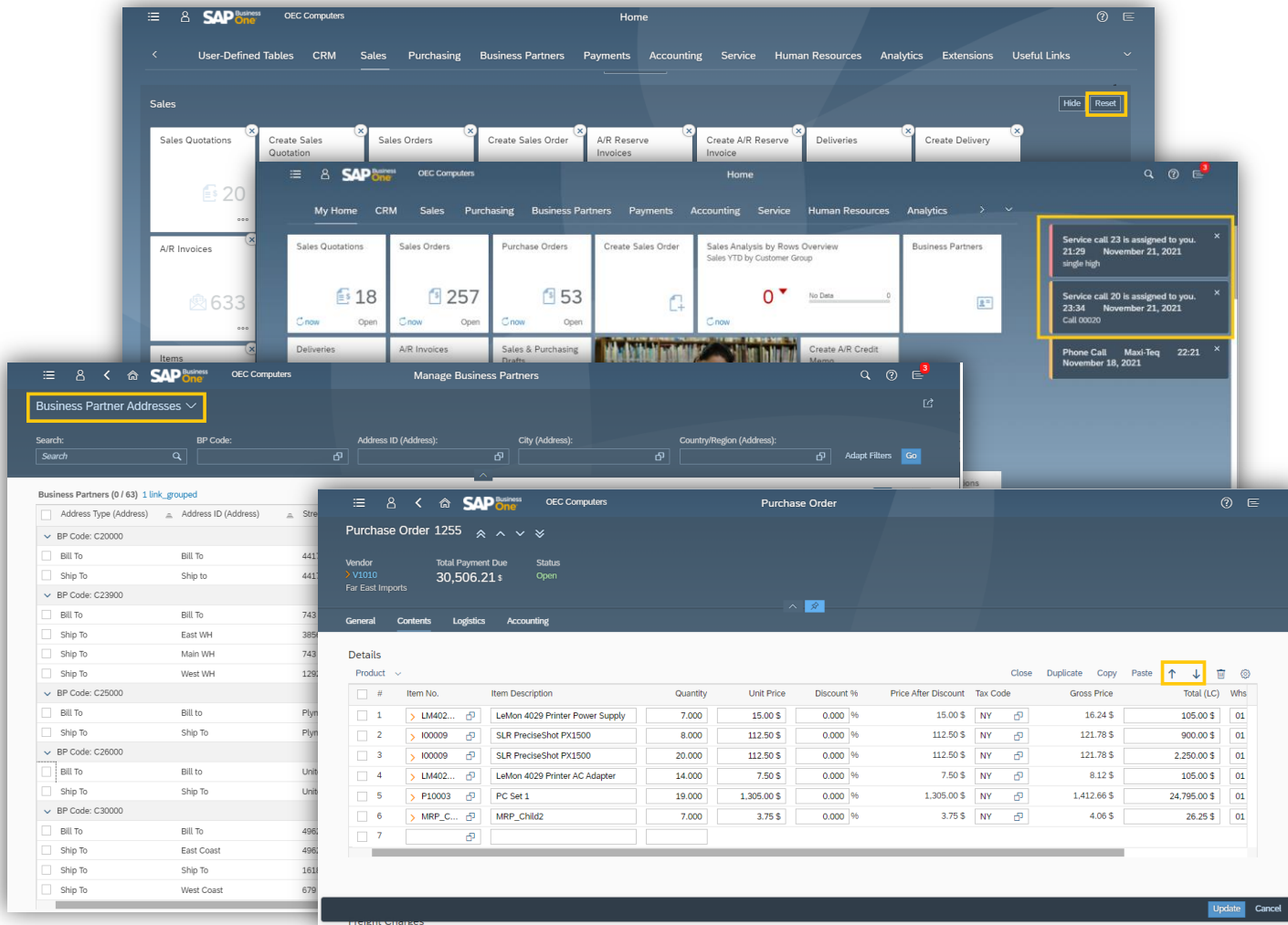
FP2108 Update



- Ability to package web applications with VSCODE (URL mashups, Apps), Based on Fiori/Angular/React/Vue frameworks
- Support Tiles Image
- UI-API Framework - Internal prep

Web Client - Enhance Delivered Objects

FP2111 Update



- Support "Reset" in Home Page Groups
- You can re-position rows in Sales & Purchasing Documents in "Create" mode, and in "Edit" mode in Quotations and Orders
- Serial/Batch and Bin Location Auto-Allocation For Outbound Transaction
- The "Notification Center" is enhanced to display notifications when a service call is assigned to you as a user or as a technician
- Service Calls list view is enhanced to support "close" and "reopen" of single/multiple service calls and the filter bar is enriched with additional fields
- "Business Partner Addresses" view is added to the Manage Business Partners list view
- Business Card scanning is supported
- List views support copying only part of the document rows to target document
- Draft watermark is supported for draft preview

Web Client - Support Goods Receipt PO & A/P Invoice

FP2111 Update



The screenshot displays the SAP Business One Web Client interface. The top navigation bar includes 'Purchasing' and 'Business Partners'. The main dashboard shows several app tiles: 'Purchase Quotations' (0), 'Create Purchase Quotation', 'Purchase Orders' (56), 'Create Purchase Order', 'Goods Receipt POs' (76), 'Create Goods Receipt PO', 'A/P Invoices' (806), and 'Create A/P Invoice'. Below this, the 'Manage Goods Receipt POs' app is shown with search filters for Document No., Vendor Code, Vendor Name, Due Date, Status, Buyer, and User Signature. A table lists 'Goods Receipt POs (0 / 1242)' with columns for Document No., Vendor Code, Vendor Name, Posting Date, Due Date, and Document Total. The 'A/P Invoice' app is also shown, displaying details for 'A/P Invoice 1178' with a total payment due of 150.65. The 'Vendor Details' section includes fields for Vendor, Name, Contact Person, and Vendor Ref. No. The 'Document Details' section includes fields for Series / No., Posting Date, Due Date, and Document Date. The 'CONTENTS' section shows a table with columns for Item No., Item Description, Quantity, Unit Price, Discount %, Price After Discount, and Tax Code.

Document No.	Vendor Code	Vendor Name	Posting Date	Due Date	Document Total	Status
1244	V10000	Acme Associates				
1243	V10000	Acme Associates				
1240	V10000	Acme Associates				
1239	V10000	Acme Associates				
1238	V10000	Acme Associates				
1237	V21000	Sea Corp				
1236	V10000	Acme Associates				
1235	V10000	Acme Associates				
1234	V20000	Lasercom				
1233	V20000	Lasercom				
1232	V20000	Lasercom				
1231	V50000	Lumarx				
1230	V23000	Anthony Smith				
1229	V22000	Ocean Computers				
1228	V23000	Anthony Smith				
1227	V60000	CTI Computers				
1226	V60000	CTI Computers				
1225	V23000	Anthony Smith				
1224	V50000	Lumarx				
1223	V30000	Blockies Corporation				

- The apps “Goods Receipt POs” and “A/P Invoices” enable you to manage, process and create Goods Receipt POs and A/P invoices
- The apps “Create Goods Receipt PO” and “Create A/P Invoice” enable you to launch the respective document form in “Add” mode to efficiently create new documents

Web Client - Support Payments

FP2111 Update



The screenshot displays the SAP Business One Web Client interface for managing payments. The top navigation bar includes 'Payments', 'Accounting', 'Service', 'Human Resources', 'Analytics', 'Extensions', and 'Useful Links'. The main area shows 'Incoming Payments' and 'Outgoing Payments' sections. Below, the 'Manage Incoming Payments' screen shows a list of payments with columns for No., Series, Customer/Vendor, Contact Person, Document Type, Transaction, Posting Date, BP Account, Reference, Cash Amount, Transfer Total, Check Amount, and Credit Amount. The 'Outgoing Payments' screen shows details for 'Outgoing Payment 256' with fields for Name, Pay To, Contact Person, Document Currency, and a table for 'Document Installments (0/2)'.

#	Document Type	Document No.	Installment	Date	Total	Balance Due	Cash Discount %	Total Before Discount	Total Rounding Amount	Total Payment	Overdue Di
2	A/P Invoice	1179	1 of 1	11/14/2021	730.69 \$			730.69 \$		730.69 \$	-29
1	A/P Invoice	1160	1 of 1	08/11/2020	5,450.93 \$			5,450.93 \$		5,450.93 \$	429

- Incoming and Outgoing Payments apps are available, enabling you to manage, create, and cancel payments
- You can create payments for business partners or accounts – dedicated apps provide quick launch of the required form
- You can visualize the payment mean related columns in the List View and include them for filtering options
- Supported payment means are cash and bank transfer

Web Client - Time Sheet

FP2111 Update



The first screenshot shows the SAP Business One Home page with the 'Human Resources' menu item highlighted. Below it, the 'Time Sheets' and 'Create Time Sheet' tiles are highlighted. The second screenshot shows the 'Manage Time Sheets' view with a table of existing time sheets. The third screenshot shows the 'Time Sheet 1' detail view with a table for recording time.

No.	Type	Employee/Us...	Date From	Date To	First Name	Name	Department	Date	Start Time	End Time	Activity Type	Effective Time	Billable Time
1	User	1	11/01/2021	11/30/2021	Jayson Butler	Jayson Butler		11/01/2021	08:00	17:00		09:00	09:00
1	User	1	11/01/2021	11/30/2021	Jayson Butler	Jayson Butler		11/02/2021	08:00	17:00		09:00	09:00

#	Date	Start Time	End Time	Activity Type	Labor Item	Service Call No.	Break	Nonbillable Time	Effective Time	Billable
1	11/01/2021	08:00	17:00				HH:mm	HH:mm	09:00	09:00
2	11/02/2021	08:00	17:00				HH:mm	HH:mm	09:00	09:00
3	MM/dd/yyyy									

- New apps “Time Sheets” and “Create Time Sheet” are available
- You can view, create and update time sheets for users, employees, or external contractors

Web Client - User-Defined Queries (UDQs)

FP2111 Update



The image displays three overlapping screenshots of the SAP Web Client interface. The top screenshot shows the 'User-Defined Queries' app tile in the 'Analytics' section. The middle screenshot shows the 'Manage User-Defined Queries' screen, which includes a search bar and a table of queries. The bottom screenshot shows the 'User-Defined Query Production Orders' configuration screen, which includes fields for Name, Category, SQL Statement, and Active status, along with a 'COLUMNS' table.

Category	Query	Details	Active
System	Sales Order	SELECT TO:"DocEntry" AS "Document Internal Key", TO:"DocNum" AS "Docu... N	
General	Credit Limit	SELECT "BusinessPartnerCode" AS "Customer Code", SUM("CustomerCredi... N	
	Customers 2021	SELECT * FROM OCRD TO	Y

#	Name	Description	Type	Aggregation	Decimal Places	Link To	Original
1	DocEntry	Internal Number	Dimension	None	None		OWOR.DocEntry
2	DocNum	Document Number	Dimension	None	None		OWOR.DocNum
3	Series	Series	Dimension	None	None		OWOR.Series
4	ItemCode	Product No.	Dimension	None	None	OTM	OWOR.ItemCode
5	Status	Production Order Status	Dimension	None	None		OWOR.Status
6	Type	Production Order Type	Dimension	None	None		OWOR.Type
7	PlannedQty	Planned Quantity - Header	Measure	Sum	Quantities		OWOR.PlannedQty
8	CrpctQty	Completed Quantity	Measure	Sum	Quantities		OWOR.CrpctQty
9	RjctQty	Rejected Quantity	Measure	Sum	Quantities		OWOR.RjctQty
1	PostDate	Order Date	Dimension	None	None		OWOR.PostDate

- The “User-Defined Queries” app enables you to create, edit, preview, generate, and remove user-defined queries without parameters (update queries are not supported)
- You can open the queries in a list view, apply filters, manage views, and save it as a tile, same as any other list view
- The queries can be used as “Data Source” when editing or designing analytic cards in Overview pages
- User-Defined Queries created in the Web Client will be available also in the Query Manager of the B1 client

Web Client - Analytics Enhancements

FP2111 Update



The screenshot shows the SAP Business One 'Manage A/R Invoices' interface. The 'Posting Date' field is set to '+ Mon (1/6/2020)'. A dropdown menu is open, showing various time period options. The options 'Last X posting periods' and 'Next X posting periods' are highlighted with a yellow box. The interface also shows a search bar, filters, and a table of invoices.

- New options are added to the date picker to allow more flexibility of date ranges:
 - Last X posting periods
 - Next X posting periods
- The “Date Offset” calculation is enhanced to support specific month of the year e.g. January, or a day of the week, e.g. Monday. In addition, the expressions “PostingPeriod:Begin” and “PostingPeriod:End” are supported

Web Client - Outlook 365 Enhancements

FP2111 Update



The image displays three overlapping screenshots from the SAP Business One Web Client interface. The top screenshot shows a 'Sales Order' document for customer 'C20000' with a total of '636.00 s'. A 'Share' dropdown menu is open, showing options: 'Export to Excel', 'Export to Word', and 'Send by Email'. The middle screenshot shows the 'Application Settings' page, which is divided into three numbered steps: '1. Register Your App', '2. Enter Application (Client) ID', and '3. Enter Client Secret'. The '2. Enter Application (Client) ID' step is currently active, showing a text input field for 'Application ID'. The bottom screenshot shows the 'Print Preferences' dialog box, with the 'Per Report' tab selected. It contains various checkboxes for document handling (e.g., 'Export to MS-Word', 'Print Document', 'E-Mail Document', 'Export to PDF') and email options (e.g., 'Print Picking Sheet', 'Print Discount Data', 'Print MS-Catalog No. Instead of Item Number', 'Print Amounts'). The 'E-Mail Subject' field is set to 'OEC Computers: Your Order' and the 'E-Mail Body' contains a default message: 'Dear customer, Please, find attached the our Sales Order according your request. Kind regards,'.

- New control of sending e-mail directly from sales documents in Web Client through linked Microsoft 365 Outlook account
- User may review final e-mail before it is finally sent through linked Outlook 365 account.
- Word file with exported document is attached to such e-mail
- Default text and subject of an e-mail message can be set at Print Preferences

MS Teams - Access Web Client List View & Detailed View

FP2111 Update



The screenshot displays the SAP Business One interface within an MS Teams environment. A dialog box for configuring the SAP Business One WebClient Tenant ID is open, with 'Sales Quotations' selected as the view to add. The background shows a list view of sales quotations and a detailed view of a specific quotation.

Document No.	Customer Code	Customer Name	Customer Ref. No.	Posting Date	Valid Until	Document Total	Printed
20000	C20000	Maxi-Teq		08/27/2019	09/27/2019	636.00 \$	Original
10000	C30000						
1192	BA03						
1191	BA01						
1190	BA01						
1186	C25000						
1185	BA01						
1183	C26000						
1182	C40000						
1181	C23900						
1180	C99998						
1179	C99998						
1177	C20000						
1176	C50000						
1175	C50000						
1172	C40000						
1171	C25000						

Requirement

- Different roles in a sales team, for example, sales managers, marketers, and pre-sales, can view all Web Client views directly in MS Teams to improve collaboration across departments and systems while working on the same business potentials.

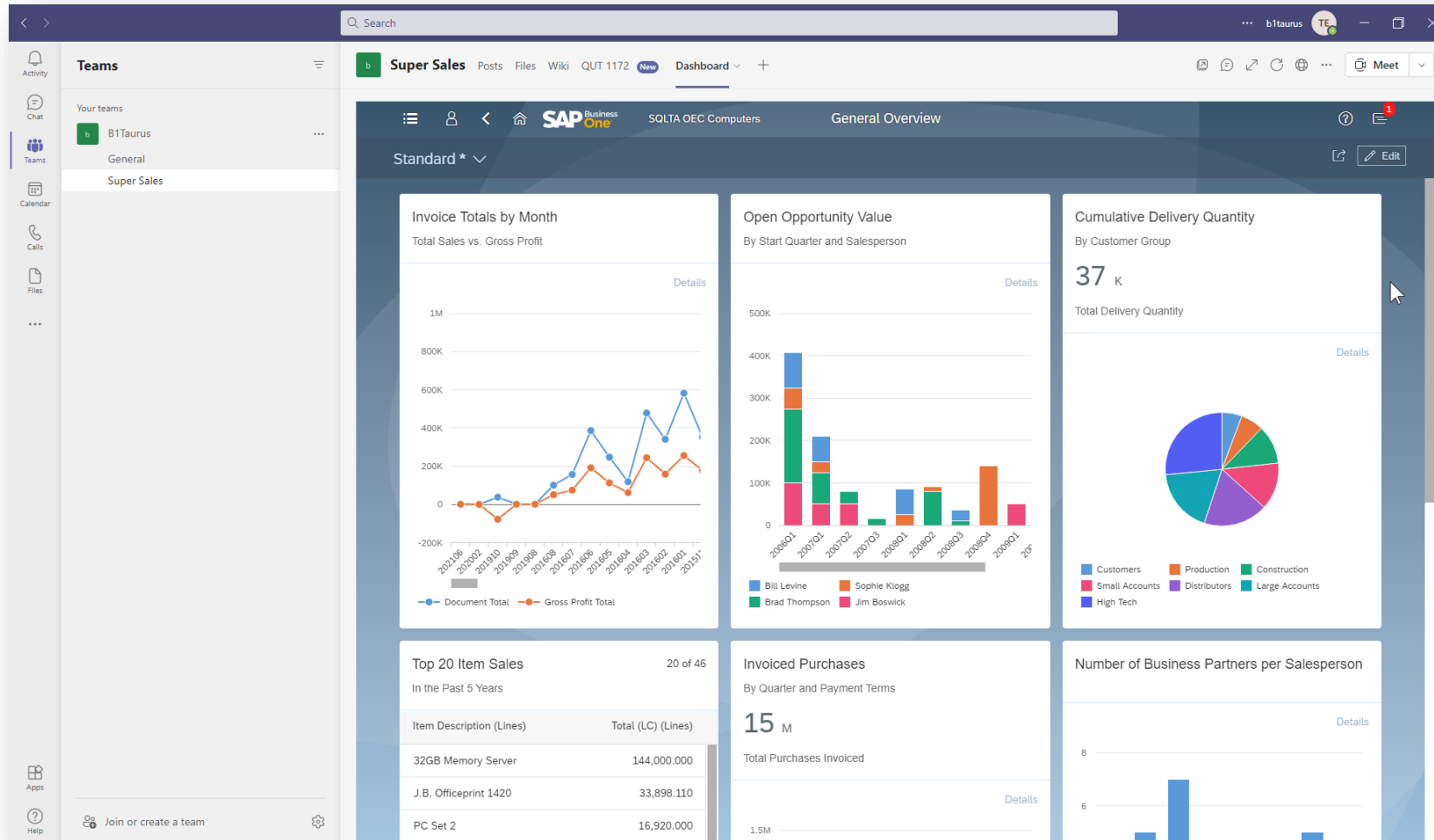
Capabilities

- Add any list view & detailed view to Tab View of MS Teams
- View all authorized view in MS Teams

Benefits for Customers

- Collaborate and manage work easily without changing systems
- Increase productivity and work efficiency

MS Teams - Access Dashboards & Charts



Requirement

- Users can view Dashboards & Charts directly in MS Teams to improve collaboration across departments and systems while working on the same business topic.

Capabilities

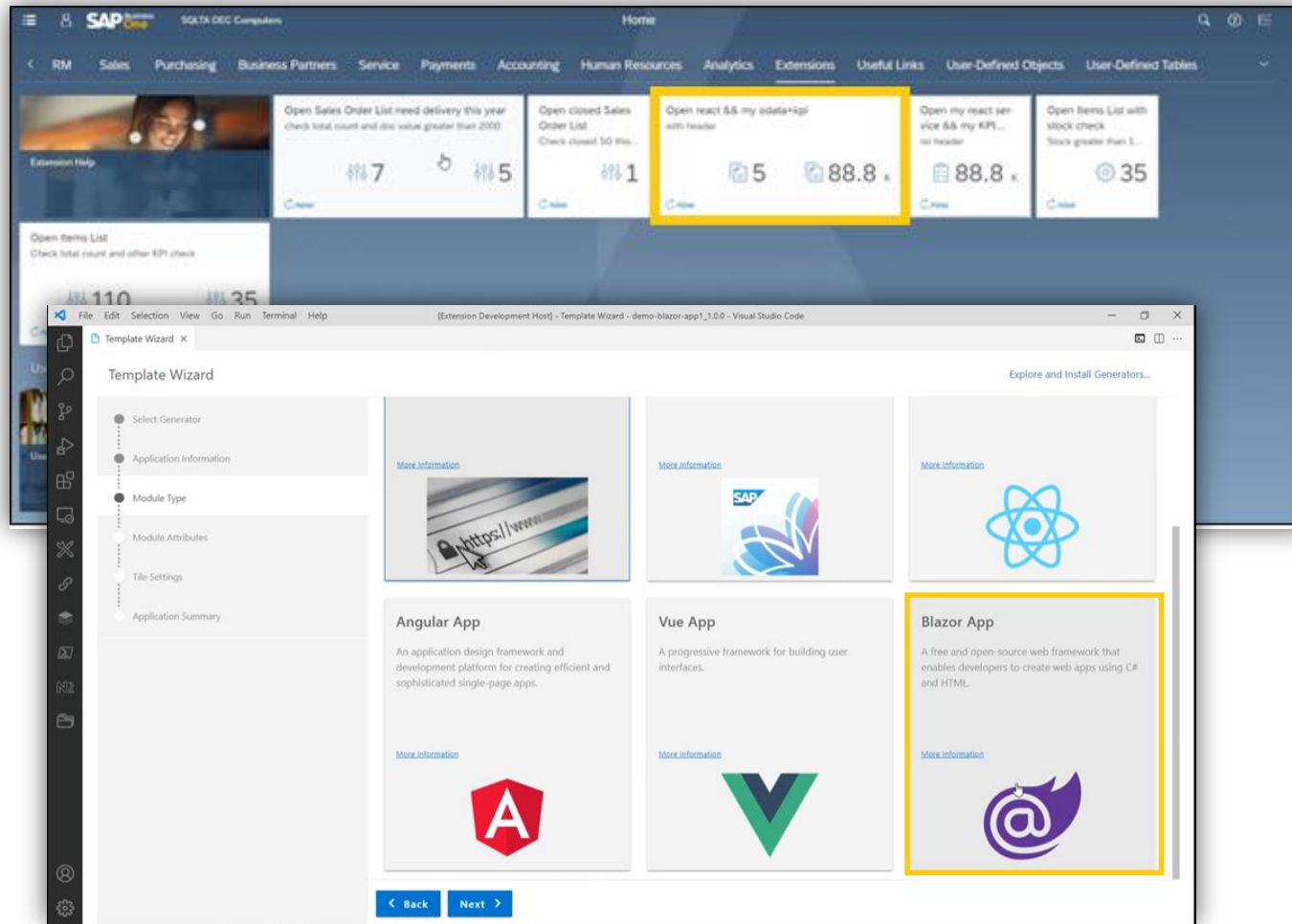
- Add Dashboards & Charts in Tab View of MS Teams
- View all authorized Dashboards & Charts in MS Teams

Benefits for Customers

- Collaborate and manage work easily without changing systems
- Increase productivity and work efficiency

Web Client - Extensibility Support

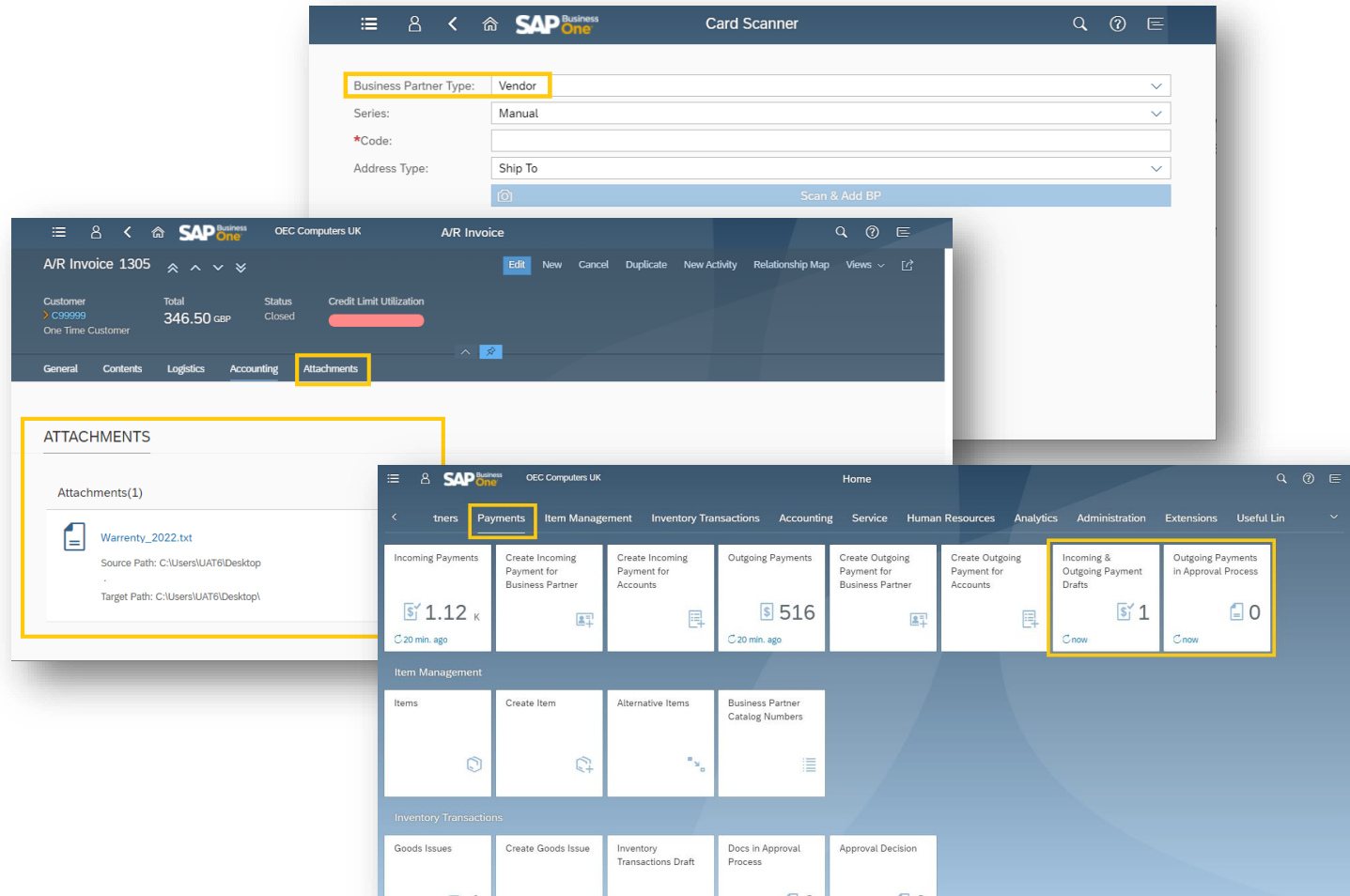
FP2111 Update



- Support displaying KPIs on extension tiles
- Support MS Blazor by VSCode Template Wizard
- Support APIs for new views
- Online help enhancements

Web Client - Enhance Delivered Objects

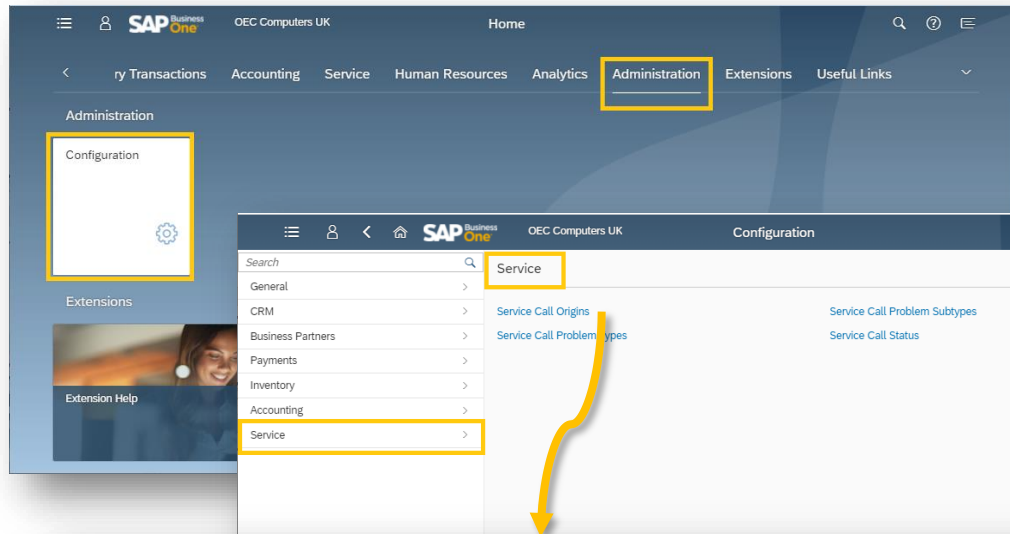
FP2202 Update



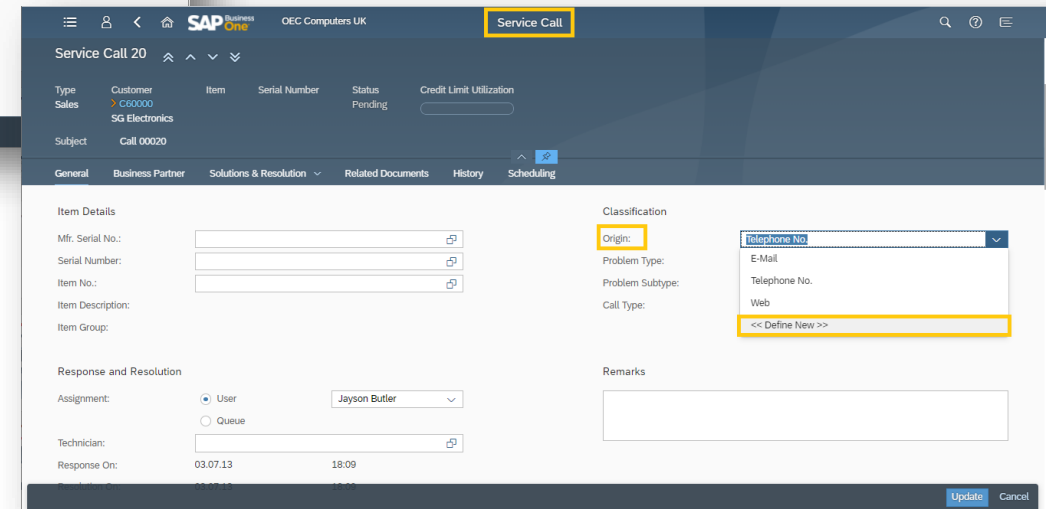
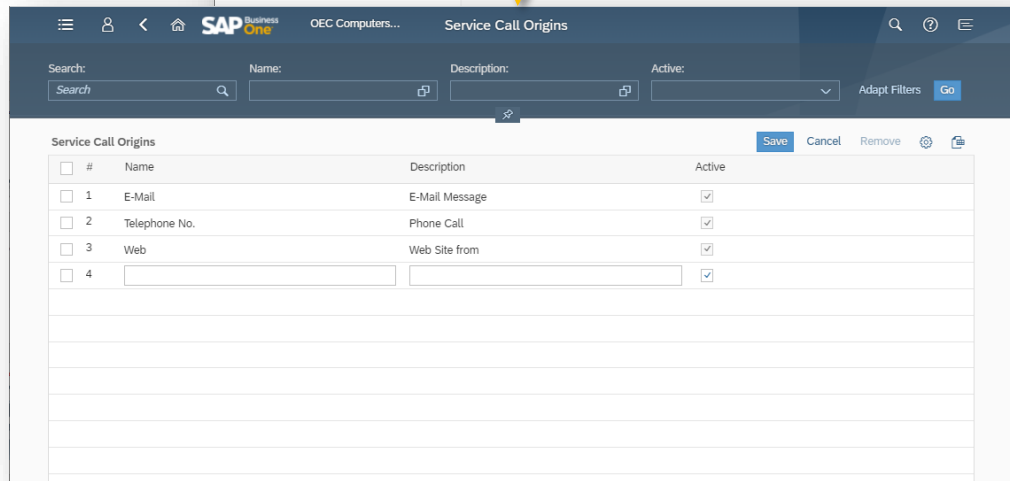
- Relationship Map is enhanced to support additional objects, e.g. Payments
- Attachment Management is added to marketing documents
- Support Bar Code
- Business Card scanning is available for vendors
- Incoming & Outgoing Payments are enhanced to support Bank Charges, Invoice + Payment, Checks and Credit Cards payment means, and payment drafts
- Notification Center is enhanced to push notifications for scheduled service calls according to service call's priority

Web Client - Configuration App

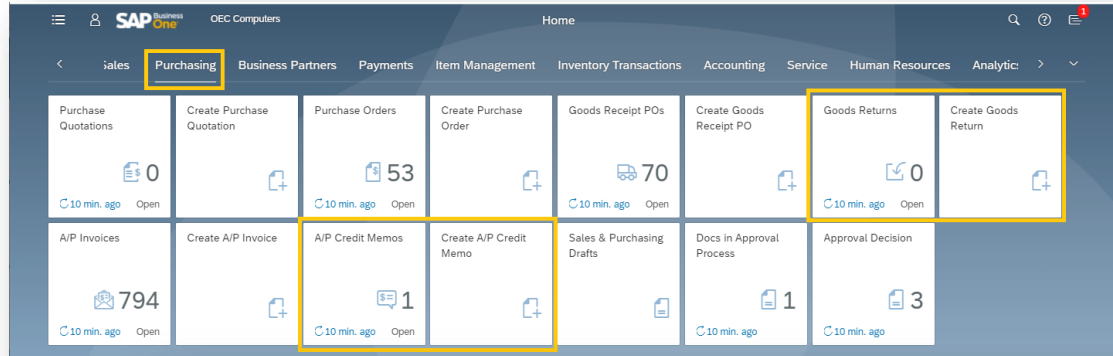
FP2202 Update



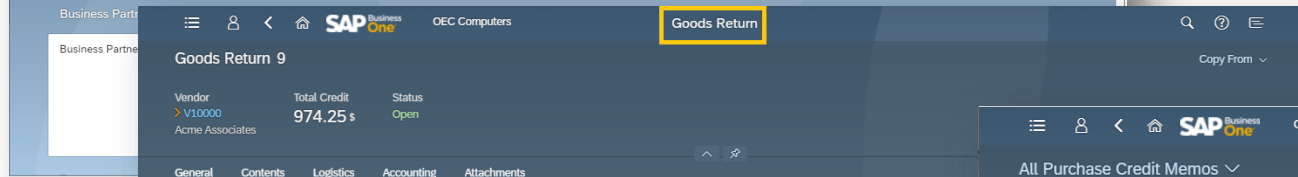
- The Configuration app is available under the Administration group, allowing authorized users to edit and define new values for part of the objects available in the Web Client
- The setup dialogs are grouped by modules, e.g. CRM, Business Partners, etc.
- The setup dialogs are also available from within the respective objects by choosing the option “Define New” in the relevant field



Web Client - Support Goods Return & A/P Credit Memo



- The apps “Goods Returns” and “A/P Credit Memos” enable you to manage, process and create goods returns and A/P credit memos
- The apps “Create Goods Return” and “Create A/P Credit Memo” enable you to launch the respective document form in “Add” mode to efficiently create new documents



Vendor Details

*Vendor: V10000
Name: Acme Associates
Contact Person: Sarah Kiert
Vendor Ref. No.:
Remarks:

Document Details

Series / No.:
Posting Date:
*Due Date:
Document Date:
Buyer:
Owner:

CONTENTS

Manage A/P Credit Memos

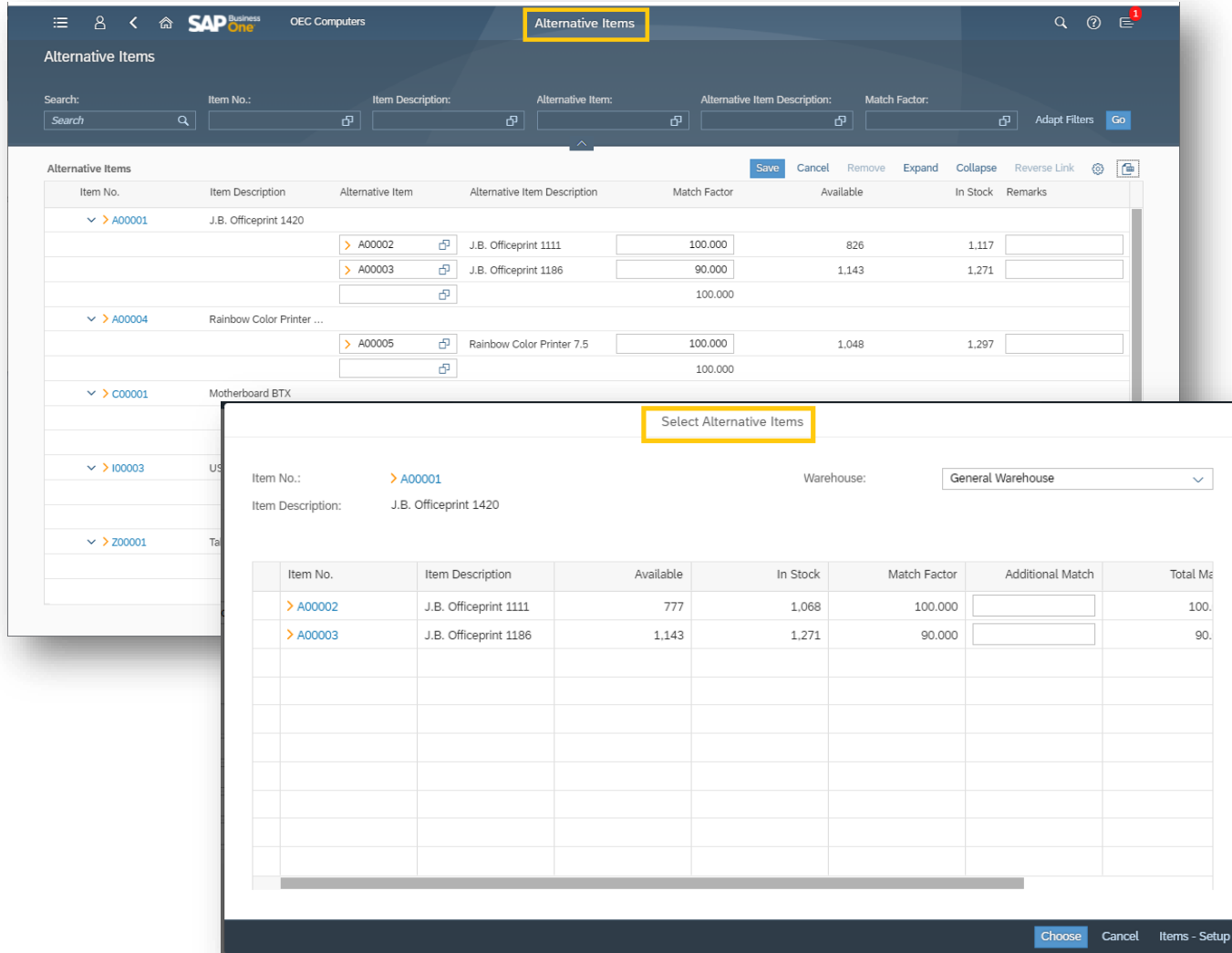
All Purchase Credit Memos

Search: Document No.: Vendor Code: Vendor Name: Posting Date: Status:
Buyer Name: User Signature:

A/P Credit Memos (0 / 11)

Document No.	Vendor Code	Vendor Name	Posting Date	Due Date	Document Total	Status
11	V70000	SMD Technologies	02/16/2022	02/16/2022	216.50 \$	Open
10	V23000	Anthony Smith	09/02/2013	09/02/2013	75,991.50 \$	Closed
9	V10000	Acme Associates	05/23/2013	05/23/2013	23,382.00 \$	Closed
8	V10000	Acme Associates	01/26/2013	01/26/2013	35,895.70 \$	Closed
7	V10000	Acme Associates	09/02/2012	09/02/2012	41,080.88 \$	Closed
6	V1010	Far East Imports	06/21/2012	06/21/2012	28,090.88 \$	Closed
5	V20000	Lasercom	02/16/2012	02/16/2012	6,711.50 \$	Closed
4	V70000	SMD Technologies	12/06/2011	12/06/2011	14,857.31 \$	Closed
3	V20000	Lasercom	09/28/2011	09/28/2011	38,970.00 \$	Closed
2	V23000	Anthony Smith	07/03/2011	07/03/2011	8,118.75 \$	Closed
					298,645.52 \$	

Web Client - Support Alternative Items



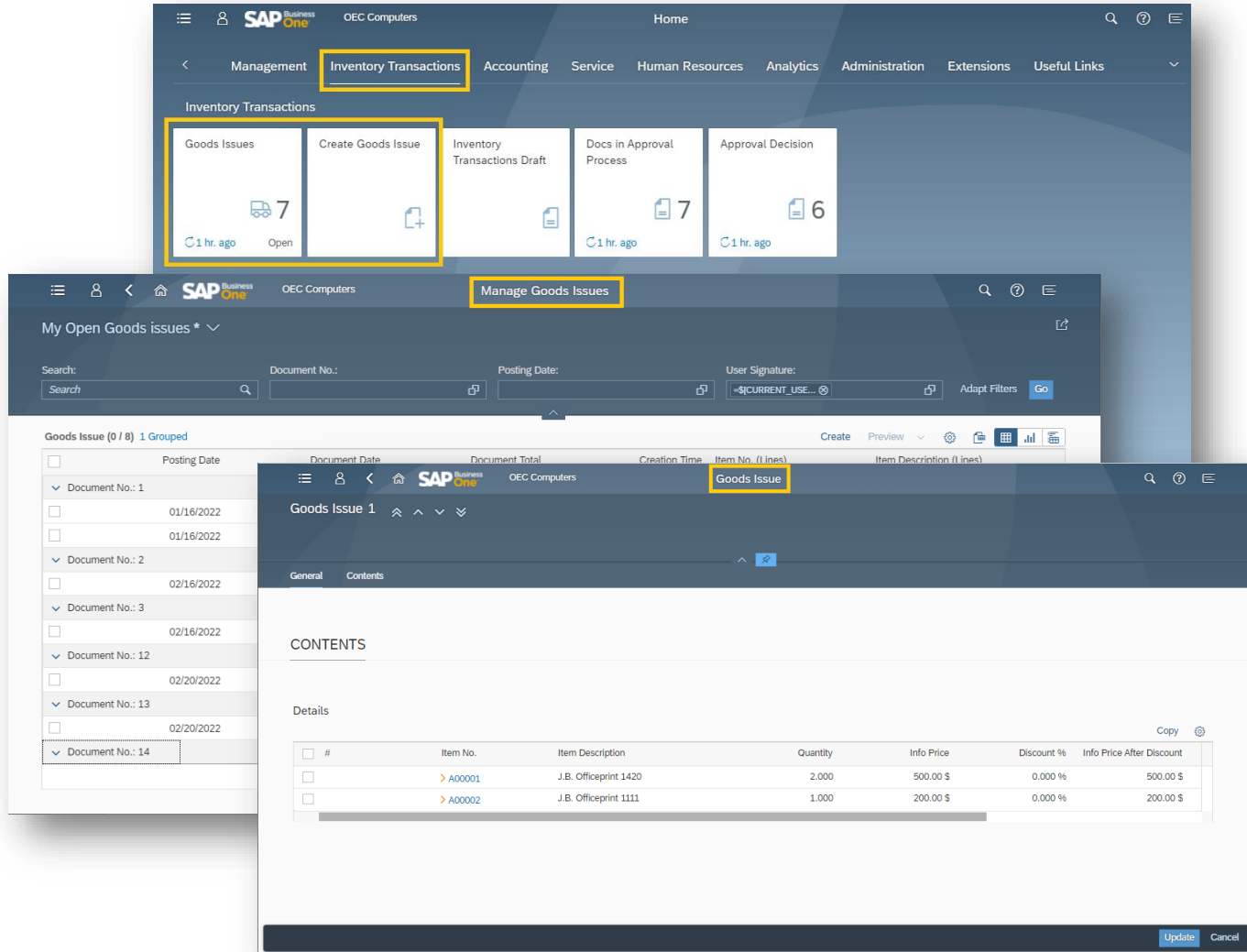
The screenshot displays the SAP Business One 'Alternative Items' application. The main window shows a list of alternative items for a base item (A00001, J.B. Officeprint 1420). The table includes columns for Item No., Item Description, Alternative Item, Alternative Item Description, Match Factor, Available, In Stock, and Remarks. A dialog box titled 'Select Alternative Items' is overlaid, showing a detailed view for the selected item (A00001, J.B. Officeprint 1420) in the 'General Warehouse'. This dialog also contains a table with columns for Item No., Item Description, Available, In Stock, Match Factor, Additional Match, and Total Match.

Item No.	Item Description	Alternative Item	Alternative Item Description	Match Factor	Available	In Stock	Remarks
> A00001	J.B. Officeprint 1420						
> A00002	J.B. Officeprint 1111			100.000	826	1.117	
> A00003	J.B. Officeprint 1186			90.000	1.143	1.271	
				100.000			
> A00004	Rainbow Color Printer ...						
> A00005	Rainbow Color Printer 7.5			100.000	1.048	1.297	
				100.000			
> C00001	Motherboard BTX						
> I00003	US						
> Z00001	Ta						

Item No.	Item Description	Available	In Stock	Match Factor	Additional Match	Total Me
> A00002	J.B. Officeprint 1111	777	1.068	100.000		100.
> A00003	J.B. Officeprint 1186	1,143	1.271	90.000		90.

- The Alternative Items app under Item Management group enables you to define, update, and remove alternative items
- When creating marketing documents for items, you can add to the table the Alternative Items column where you can open a dedicated dialog for choosing the required alternative item from the relevant warehouse

Web Client - Support Goods Issue

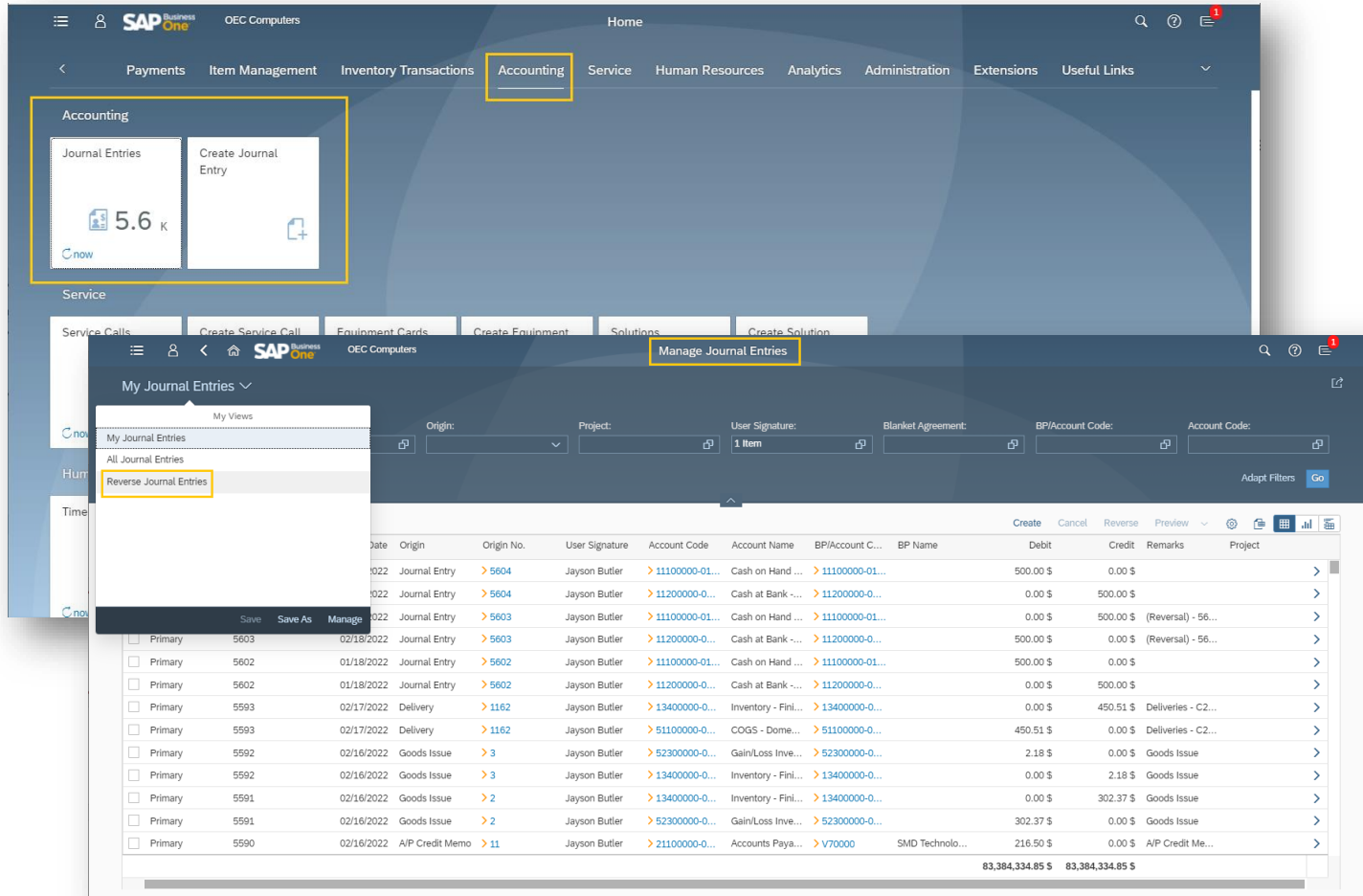


The image displays three overlapping screenshots of the SAP Business One web client interface, illustrating the new 'Goods Issue' functionality.

- Top Screenshot:** Shows the 'Inventory Transactions' group in the navigation menu. The 'Goods Issues' and 'Create Goods Issue' apps are highlighted with a yellow box. The 'Goods Issues' app shows 7 items, and 'Create Goods Issue' shows a plus icon.
- Middle Screenshot:** Shows the 'Manage Goods Issues' app. It features a search bar and filters for 'My Open Goods issues'. Below the search bar, a list of goods issues is displayed with columns for 'Posting Date', 'Document No.', and 'Creation Time'. The list shows 14 items grouped by document number.
- Bottom Screenshot:** Shows the 'Goods Issue' app details for 'Goods Issue 1'. The 'CONTENTS' section is visible, displaying a table of items with columns for '#', 'Item No.', 'Item Description', 'Quantity', 'Info Price', 'Discount %', and 'Info Price After Discount'. The table contains two rows of data.

- Under the Inventory Transactions group the Goods Issues and Create Goods Issue apps are available
- You can manage and process existing goods issues as well as creating new ones and manage goods issues drafts

Web Client - Support Journal Entry

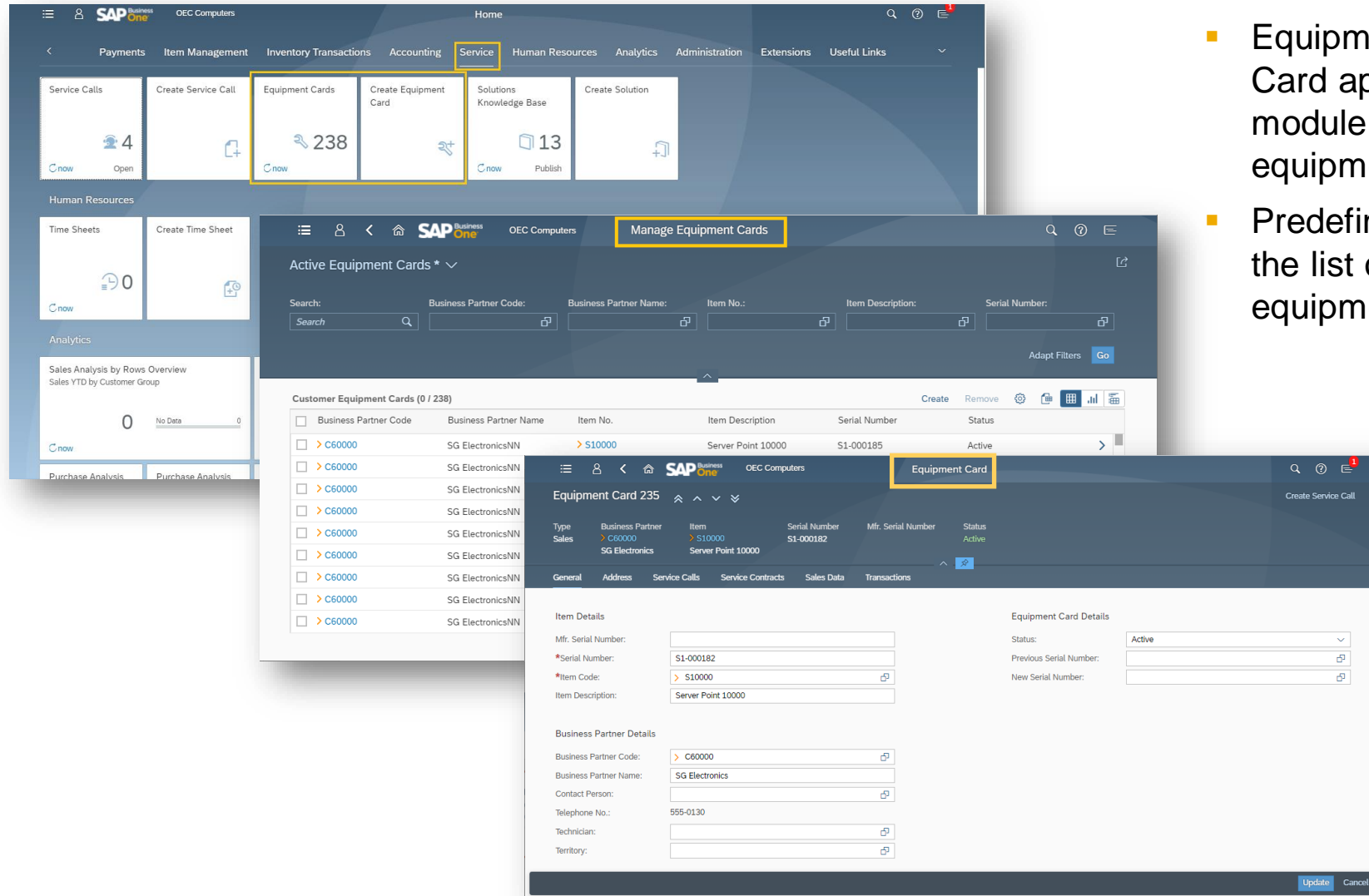


The screenshot displays the SAP Business One Web Client interface. The top navigation bar includes 'Accounting', 'Service', 'Human Resources', 'Analytics', 'Administration', 'Extensions', and 'Useful Links'. The 'Accounting' module is highlighted, showing 'Journal Entries' and 'Create Journal Entry' apps. A 'Manage Journal Entries' app is also visible, displaying a list of journal entries with columns for Date, Origin, Origin No., User Signature, Account Code, Account Name, BPI/Account C..., BP Name, Debit, Credit, Remarks, and Project. A dropdown menu for 'My Journal Entries' is open, showing 'All Journal Entries' and 'Reverse Journal Entries' options.

Date	Origin	Origin No.	User Signature	Account Code	Account Name	BPI/Account C...	BP Name	Debit	Credit	Remarks	Project
02/22	Journal Entry	> 5604	Jayson Butler	> 11100000-01...	Cash on Hand ...	> 11100000-01...		500.00 \$	0.00 \$		
02/22	Journal Entry	> 5604	Jayson Butler	> 11200000-0...	Cash at Bank ...	> 11200000-0...		0.00 \$	500.00 \$		
02/22	Journal Entry	> 5603	Jayson Butler	> 11100000-01...	Cash on Hand ...	> 11100000-01...		0.00 \$	500.00 \$	(Reversal) - 56...	
02/18/2022	Journal Entry	> 5603	Jayson Butler	> 11200000-0...	Cash at Bank ...	> 11200000-0...		500.00 \$	0.00 \$	(Reversal) - 56...	
01/18/2022	Journal Entry	> 5602	Jayson Butler	> 11100000-01...	Cash on Hand ...	> 11100000-01...		500.00 \$	0.00 \$		
01/18/2022	Journal Entry	> 5602	Jayson Butler	> 11200000-0...	Cash at Bank ...	> 11200000-0...		0.00 \$	500.00 \$		
02/17/2022	Delivery	> 1162	Jayson Butler	> 13400000-0...	Inventory - Fini...	> 13400000-0...		0.00 \$	450.51 \$	Deliveries - C2...	
02/17/2022	Delivery	> 1162	Jayson Butler	> 51100000-0...	COGS - Dome...	> 51100000-0...		450.51 \$	0.00 \$	Deliveries - C2...	
02/16/2022	Goods Issue	> 3	Jayson Butler	> 52300000-0...	Gain/Loss Inve...	> 52300000-0...		2.18 \$	0.00 \$	Goods Issue	
02/16/2022	Goods Issue	> 3	Jayson Butler	> 13400000-0...	Inventory - Fini...	> 13400000-0...		0.00 \$	2.18 \$	Goods Issue	
02/16/2022	Goods Issue	> 2	Jayson Butler	> 13400000-0...	Inventory - Fini...	> 13400000-0...		0.00 \$	302.37 \$	Goods Issue	
02/16/2022	Goods Issue	> 2	Jayson Butler	> 52300000-0...	Gain/Loss Inve...	> 52300000-0...		302.37 \$	0.00 \$	Goods Issue	
02/16/2022	A/P Credit Memo	> 11	Jayson Butler	> 21100000-0...	Accounts Paya...	> V70000	SMD Technolo...	216.50 \$	0.00 \$	A/P Credit Me...	

- The Journal Entries and Create Journal Entry apps are added under the Accounting module, allowing you to manage, process, and manually create journal entries.
- In the Journal Entries app you may find a pre-defined view for displaying the reverse transactions set for today's date

Web Client - Support Equipment Card



The screenshot displays the SAP Web Client interface for the Service module. The top navigation bar includes 'Service', 'Human Resources', 'Analytics', 'Administration', 'Extensions', and 'Useful Links'. The main content area shows a dashboard with 'Equipment Cards' (238) and 'Create Equipment Card' buttons. Below this, the 'Manage Equipment Cards' view is shown, featuring a search bar and a table of active equipment cards. The table has columns for Business Partner Code, Business Partner Name, Item No., Item Description, Serial Number, and Status. A detailed view of an 'Equipment Card 235' is also shown, with fields for Mfr. Serial Number, *Serial Number, *Item Code, Item Description, Business Partner Code, Business Partner Name, Contact Person, Telephone No., Technician, and Territory.

Business Partner Code	Business Partner Name	Item No.	Item Description	Serial Number	Status
> C60000	SG ElectronicsNN	> S10000	Server Point 10000	S1-000185	Active
> C60000	SG ElectronicsNN				
> C60000	SG ElectronicsNN				
> C60000	SG ElectronicsNN				
> C60000	SG ElectronicsNN				
> C60000	SG ElectronicsNN				
> C60000	SG ElectronicsNN				
> C60000	SG ElectronicsNN				
> C60000	SG ElectronicsNN				

Equipment Card 235

Type	Business Partner	Item	Serial Number	Mfr. Serial Number	Status
Sales	> C60000 SG Electronics	> S10000 Server Point 10000	S1-000182		Active

Item Details

Mfr. Serial Number:
*Serial Number:
*Item Code:
Item Description:

Equipment Card Details

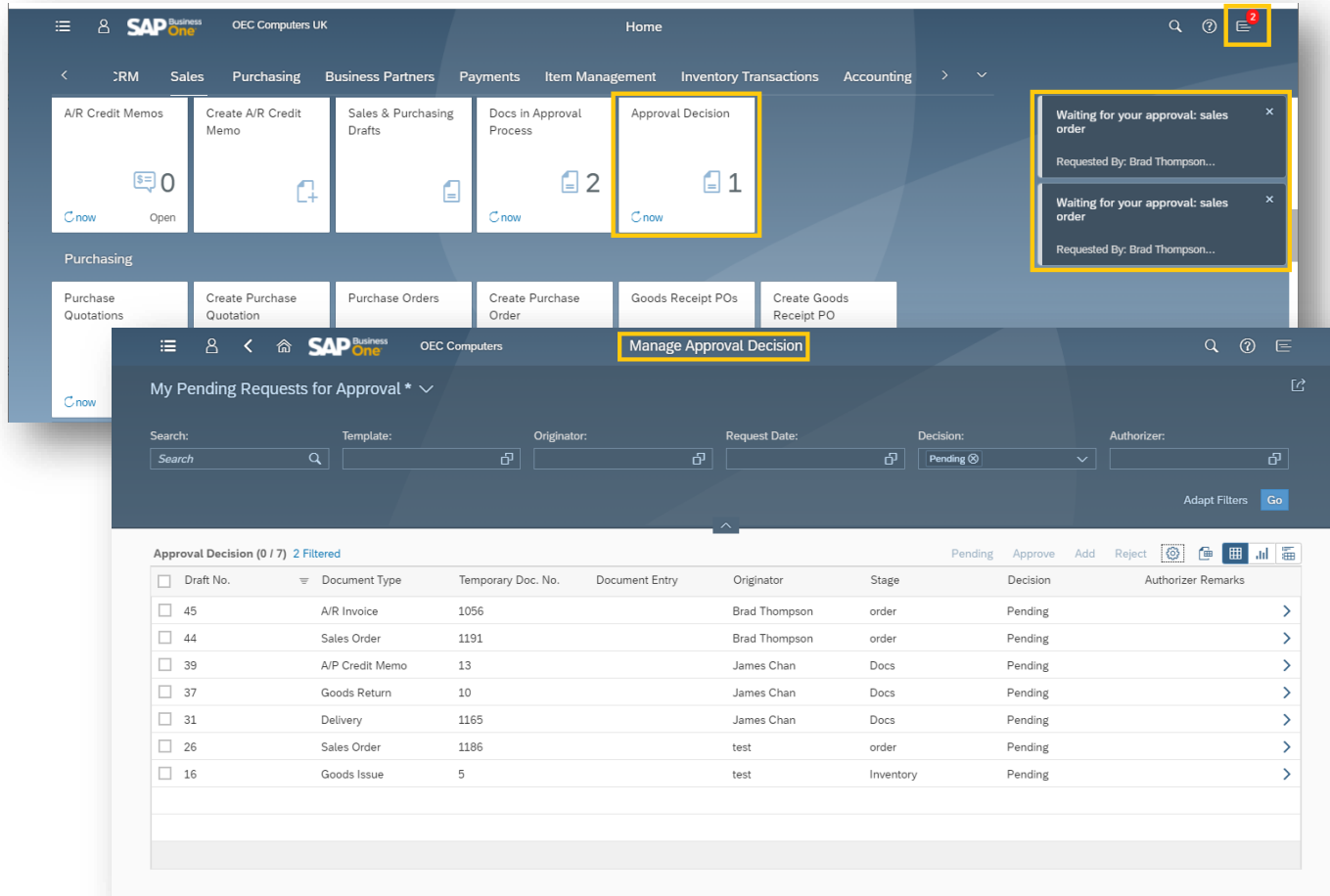
Status:
Previous Serial Number:
New Serial Number:

Business Partner Details

Business Partner Code:
Business Partner Name:
Contact Person:
Telephone No.:
Technician:
Territory:

- Equipment Cards and Create Equipment Card apps are added under the Service module, enabling you to manage, and create equipment cards
- Predefined views provide you out of the box the list of active equipment cards and list of all equipment cards in the company database

Web Client - Support Approval Process for Approvers

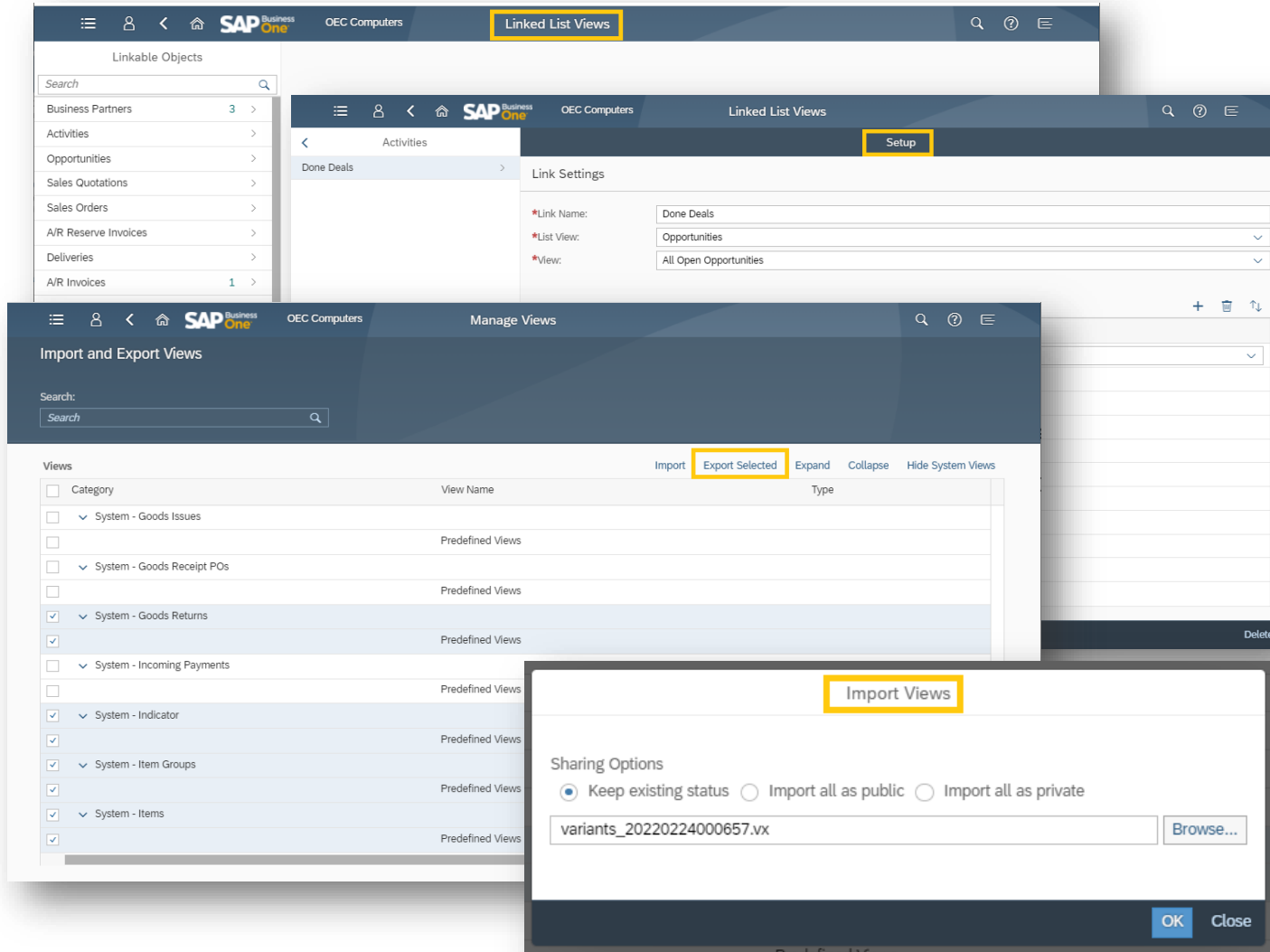


The screenshot displays the SAP Business One Web Client interface. The top navigation bar includes 'SAP Business One' and 'OEC Computers UK'. The main content area shows a dashboard with various document groups, including 'Approval Decision' which has a notification icon with the number '1'. A notification center on the right displays two notifications: 'Waiting for your approval: sales order' requested by Brad Thompson. Below the dashboard, the 'Manage Approval Decision' app is open, showing a search filter for 'Pending' and a table of pending requests.

Draft No.	Document Type	Temporary Doc. No.	Document Entry	Originator	Stage	Decision	Authorizer Remarks
45	A/R Invoice	1056		Brad Thompson	order	Pending	>
44	Sales Order	1191		Brad Thompson	order	Pending	>
39	A/P Credit Memo	13		James Chan	Docs	Pending	>
37	Goods Return	10		James Chan	Docs	Pending	>
31	Delivery	1165		James Chan	Docs	Pending	>
26	Sales Order	1186		test	order	Pending	>
16	Goods Issue	5		test	Inventory	Pending	>

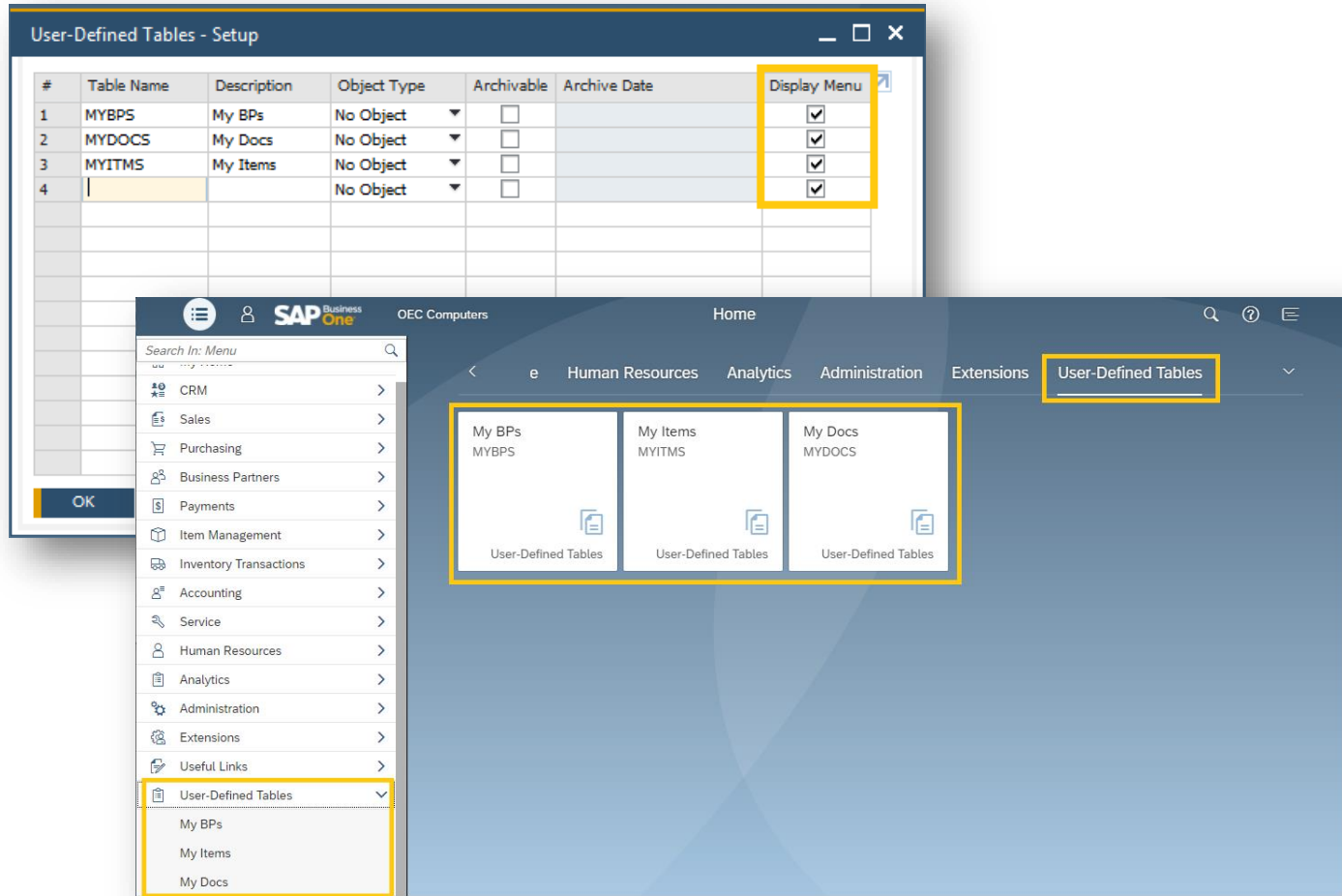
- The Approval Decision app is added to the various document groups, allowing authorizers to review the documents pending for approval, approve, reject, or directly add them
- The notification center is enhanced to display notifications of approval requests

Web Client - Analytics Enhancements



- The Linked List Views app enables you to link views from all List Views and General Overview views to all Master Data and Document objects, by setting additional filter conditions
- The Import and Export Views app enables to export & import user-defined views, pre-defined views, links to view and User-Defined Queries, to and from any company database
- The User-Defined Queries app is enhanced to support inclusion of SQL views and HANA calculation views within a SQL statement in addition to choose from list ability from list of SQL commands, database tables, SQL Views and HANA Calculation Views
- With FP 2202 you can duplicate selected user-defined query for more efficient query creation process

Web Client - Extensibility Enhancements



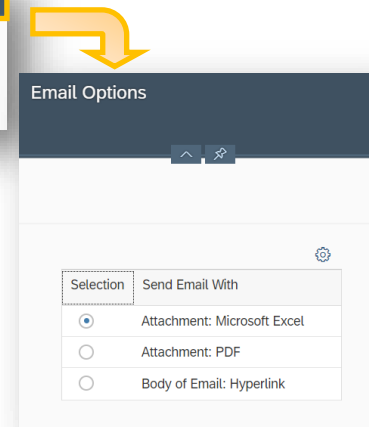
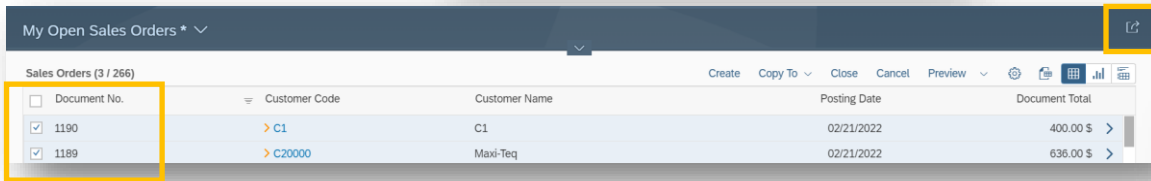
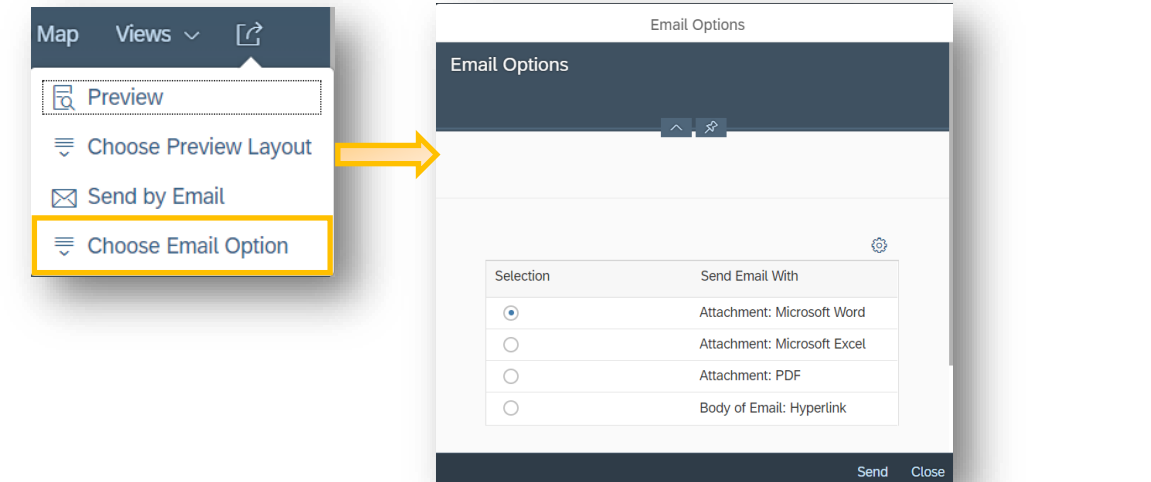
The image shows two screenshots from the SAP Business One Web Client. The top screenshot is a 'User-Defined Tables - Setup' dialog box with a table containing the following data:

#	Table Name	Description	Object Type	Archivable	Archive Date	Display Menu
1	MYBPS	My BPs	No Object	<input type="checkbox"/>		<input checked="" type="checkbox"/>
2	MYDOCS	My Docs	No Object	<input type="checkbox"/>		<input checked="" type="checkbox"/>
3	MYITMS	My Items	No Object	<input type="checkbox"/>		<input checked="" type="checkbox"/>
4			No Object	<input type="checkbox"/>		<input checked="" type="checkbox"/>

The bottom screenshot shows the SAP Business One Web Client interface. The 'User-Defined Tables' menu item is highlighted in the 'Extensions' section. The menu is expanded, showing three items: 'My BPs MYBPS', 'My Items MYITMS', and 'My Docs MYDOCS'. Each item has a 'User-Defined Tables' icon below it.

- The “Display Menu” column enables you to choose which user-defined tables should be displayed under the User-Defined Tables menu entry and home page group in the Web Client

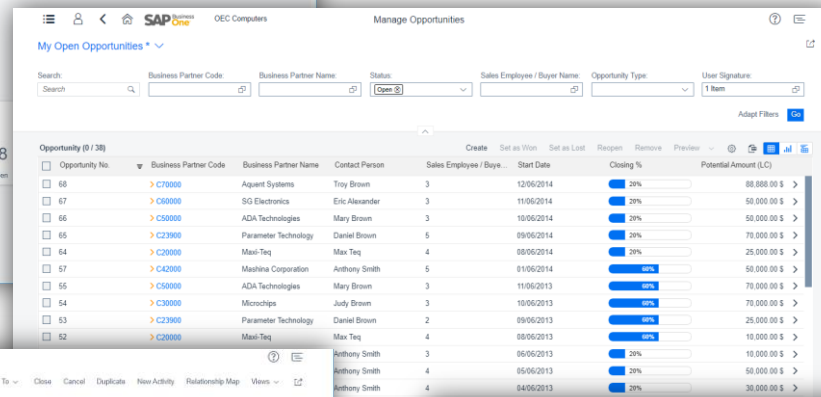
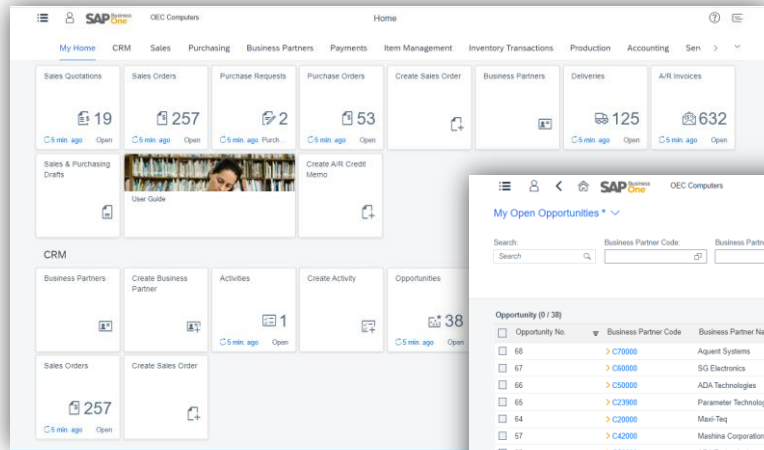
Web Client - Outlook 365 Integration Enhancements



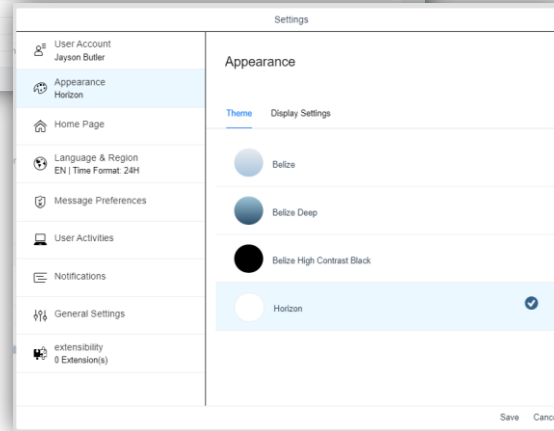
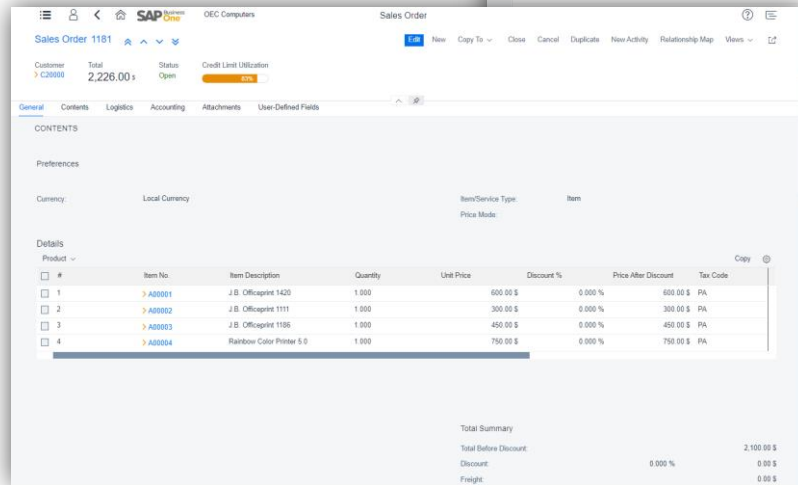
- Choose Email Option is added to the marketing documents detailed view: four options are added,
- Choose Email Option is added to the marketing documents View List: three options are added
- For the PDF attachment default CR Layout is used,
- E-mails Log and document status are updated when send mail to customer.
- SAP Notes: [3142946](#) , [3143036](#) , [3143073](#)

Web Client - New “Horizon” Skin

FP2208 Update



- New “Horizon” skin is available in the “Settings” dialog, under “Appearance”, on the “Theme” tab. The new skin in the Web Client adopts the color scheme and tile style of the Horizon visual theme for SAP Fiori



Web Client - Enhance Delivered Objects

FP2208 Update



The image displays three overlapping screenshots from the SAP Business Partner and Sales Order web client:

- Business Partner C20000:** Shows the 'Attachments' tab with two files: 'cal.pdf' and 'invoice_279667_for_order_10884226.pdf'. The 'Attachments' tab is highlighted with a yellow box.
- Packing Slip:** Shows 'Existing Packages' and 'Available Items' tables. The 'Packing Slip' tab is highlighted with a yellow box.
- Sales Order 1177:** Shows the 'Attachments' tab with a 'Relationship Map' view. The 'Relationship Map' is highlighted with a yellow box. Below it, a table shows distribution rules for various items.

Discount	Tax Code	Total (LC)	Whse	UoM Code	Distribution Rule
60.00 \$	PA	780.00 \$	01	Manual	> 02_Dev:NOE_LOB
7.50 \$	PA	105.00 \$	01	Manual	> 02_Dev:NOE_LOB
37.50 \$	PA	712.50 \$	01	Manual	> 02_Dev:NOE_LOB
225.00 \$	PA	1,575.00 \$	01	Manual	> 02_Dev:NOE_LOB
42.00 \$	PA	462.00 \$	01	Manual	> 02_Dev:NOE_LOB
600.00 \$	PA	7,200.00 \$	01	Manual	> 02_Dev:NOE_LOB

- You can add, update, view, and preview packing slips in deliveries and A/R invoices
- You can assign and view distribution rules for cost centers in sales and purchasing document lines
- The relationship map is enhanced to display payments and documents created via the Procurement Confirmation Wizard
- Attachments tab in Business Partner Master Data supports display, remove and adding attachments, also by Drag & Drop
- Purchase Requests, Goods Return Requests, Goods Receipts, and Outgoing Payments are supported by the “Approval Decisions” apps in the respective groups
- A new Email option enables you to send by mail up to 20 selected records

Web Client - Support Return Request

FP2208 Update



Manage Return Requests

All Return Requests * ▾

Search: Document No.: Customer Code: Customer Name: Status: Adapt Filters

Document No.	Customer Code	Customer Name	Customer Ref. No.	Posting Date	Delivery Date	Document Total	Status
6	C50000	ADA Technologies		08/24/2022	08/24/2022	662.50 \$	Open
5	C50000	ADA Technologies		08/24/2022	08/24/2022	662.50 \$	Open
4	C50000	ADA Technologies		08/24/2022	08/24/2022	662.50 \$	Open
3						3 \$	Open
2						3 \$	Open
1						3 \$	Open

- “Return Requests” app and “Create Return Request” app are available in the “Sales” group, supporting the creation, processing, review and analysis of return request documents, as well as viewing the respective relationship map

Return Request 5

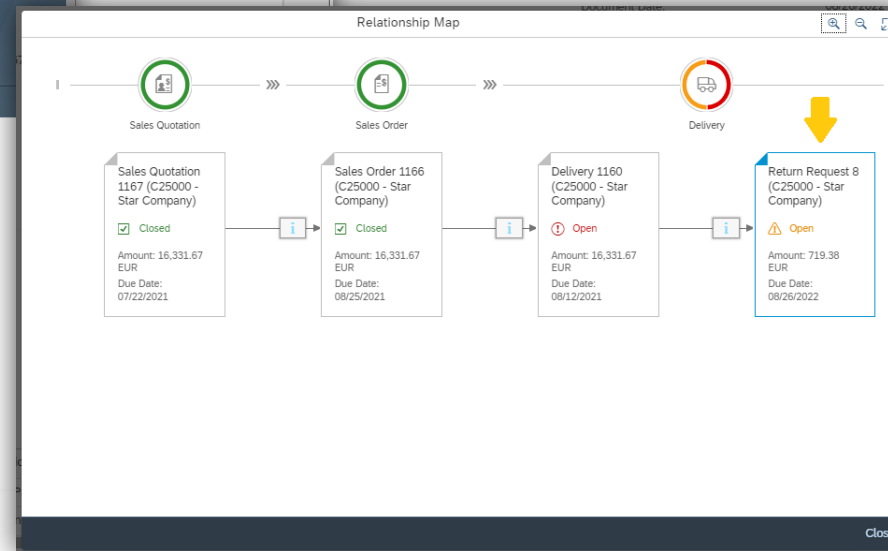
Customer: C50000 ADA Technologies Total: 477.78 EUR Status: Open

General Contents Logistics Accounting Attachments

Customer Details	Document Details
Contact Person: Mary Brown	Series / No.: Primary 5
Customer Ref. No.:	Posting Date: 08/24/2022
	*Return Date: 08/24/2022
	Document Date: 08/24/2022
Remarks: Based On Sales Quotations 716. Based On Sales Orders 947. Based On Deliveries 984. Based On A/R Invoices 906.	Sales Employee: Bill Levine
	Owner: Levine, Bill

CONTENTS

Preferences



Web Client - Support Purchase Request

FP2208 Update



The screenshot displays the SAP Business One Web Client interface for managing purchase requests. The main window is titled 'Manage Purchase Requests' and shows a list of purchase requests. A detailed view for 'Purchase Request 5' is open, showing the following information:

Field	Value
Total Payment Due	7,469.25 s
Status	Canceled
Approval Status	Approved

The 'Relationship Map' window shows the following flow:

```
graph LR; PR4[Purchase Request 4] --> PO410[Purchase Order 410]; PO410 --> GRPO439[Goods Receipt PO 439]; GRPO439 --> API442[A/P Invoice 442];
```

The 'Document Details' window for 'Purchase Request 5' shows the following information:

Field	Value
Series / No.:	Primary 5
Posting Date:	12/05/2017
*Valid Until:	12/31/2017
Document Date:	12/05/2017
*Required Date:	01/04/2018
Owner:	
*Requester:	User manager
Requester Name:	Jayson Butler
Branch:	Main
Department:	General
Send Email if PO or GRPO is Added:	<input checked="" type="checkbox"/>
Email Address:	jason.butler@oec.com

- “Purchase Requests” app and “Create Purchase Request” app are available in the “Purchasing” group, supporting the creation, processing, review and analysis of purchase requests, as well as viewing the respective relationship map

Web Client - Support Goods Return Request

FP2208 Update

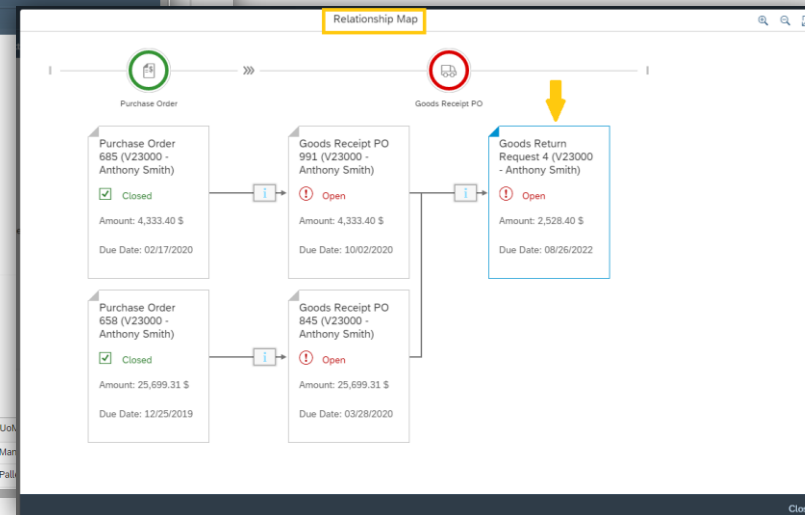


The screenshot shows the SAP web client interface for managing goods return requests. The top navigation bar includes the SAP logo, user profile, and the current application 'Manage Goods Return Requests'. Below the navigation bar, there are search filters for Document No., Vendor Code, Vendor Name, Due Date, and User Signature. A table lists several goods return requests, with the one for Vendor V23000 (Anthony Smith) selected. A detailed view of this request is shown in the foreground, displaying vendor details, document details, and a table of items.

Document No.	Vendor Code	Vendor Name	Vendor Ref. No.	Posting Date	Due Date	Document Total	Status
5	V50000	Lumarx		08/26/2022	08/26/2022	1,169.10 \$	Open
4	V23000	Anthony Smith		08/26/2022	08/26/2022	2,528.40 \$	Open
3							
2							
1							

#	Item No.	Item Description	Quantity	Price After Discount	Tax Code	Total (LC)	Whse	UoM
1	100013	SDHC 64 GB CLASS 10	15.000	30.00 \$		450.00 \$	05	Mar
2	R00001	Printer Paper A4 White	8.000	240.00 \$	NY	1,920.00 \$	01	Pal

- “Goods Return Requests” app and “Create Goods Return Request” app are available in the “Purchasing” group, supporting the creation, processing, review and analysis of goods return requests, as well as viewing the respective relationship map



Web Client - Support A/P Reserve Invoice

FP2208 Update



The screenshot displays the SAP Business One Web Client interface. The top navigation bar shows 'Manage A/P Reserve Invoices' highlighted. Below it, a search bar allows filtering by Document No., Vendor Code, Vendor Name, Posting Date, and Status. A table lists 'A/P Reserve Invoices (1 / 5)' with columns for Document No., Vendor Code, Vendor Name, Posting Date, Due Date, Document Total, and Status. The selected invoice (1168) is highlighted. The 'A/P Reserve Invoice' details view shows the vendor 'SMD Technologies' and a total payment due of 606.20 \$. The 'Details' section contains a table of items:

#	Item No.	Item Description	Country/R...	Quantity	Price After Discount	Tax Code
1	A00001	J.B. Officeprint 1420		1.000	200.00 \$	NY
2	A00002	J.B. Officeprint 1111		1.000	100.00 \$	NY
3	A00004	Rainbow Color Printer 5.0		1.000	250.00 \$	NY
4	C00010	Mouse USB		1.000	10.00 \$	NY

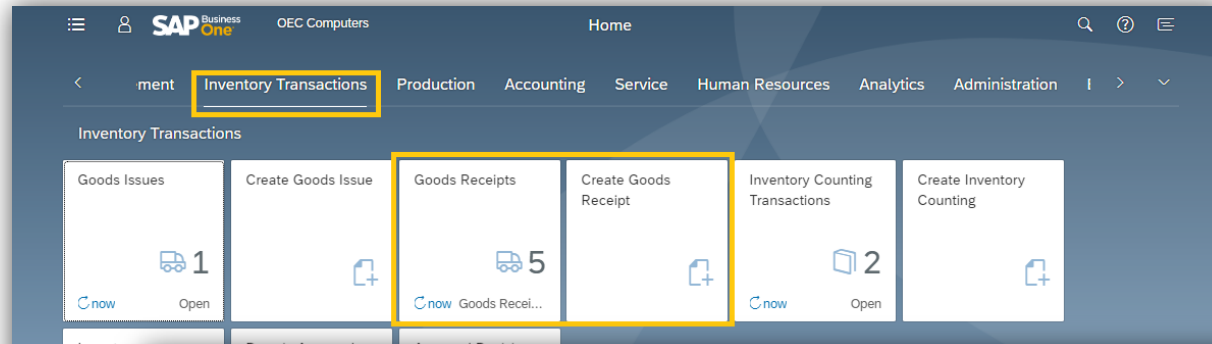
The 'Total Summary' section shows:

Total Before Discount:		560.00 \$
Discount:	0.000 %	0.00 \$
Total Down Payment:	>	0.00 \$
Freight:		0.00 \$
Rounding:	<input type="checkbox"/>	0.00 \$
Tax:		46.20 \$
Total Payment Due :		606.20 \$
Applied Amount:		0.00 \$
Balance Due:		606.20 \$

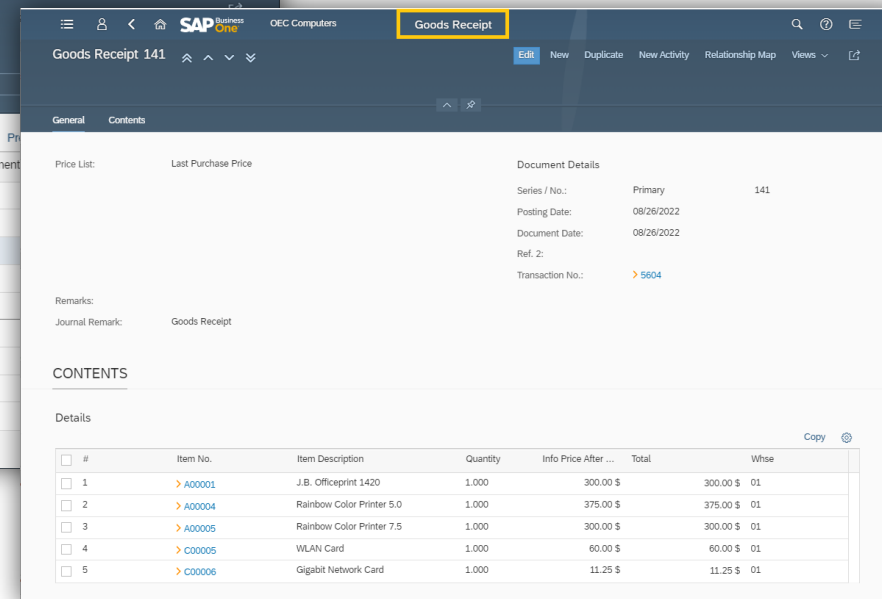
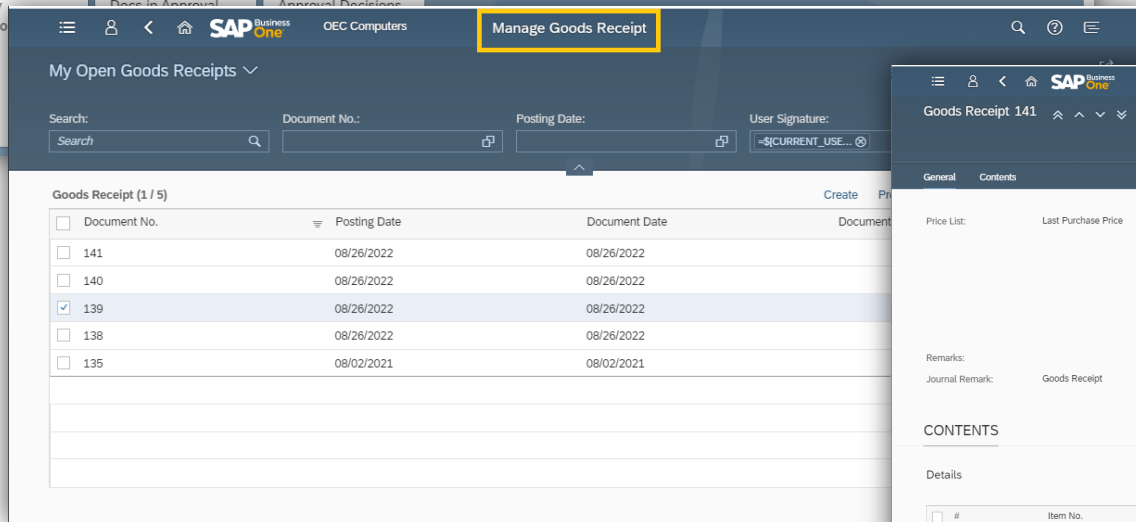
- “A/P Reserve Invoices” app and “Create A/P Reserve Invoice” app are available in the “Purchasing” group, supporting the creation, processing, review and analysis of A/P reserve invoices, as well as viewing the respective relationship map

Web Client - Support Goods Receipt

FP2208 Update



- “Goods Receipts” app and “Create Goods Receipt” app are available in the “Inventory Transactions” group, supporting the creation, processing, review and analysis of goods receipts, as well as viewing the respective relationship map



Web Client - Support Inventory Counting

FP2208 Update



The screenshot shows the SAP Business One Web Client interface. The top navigation bar includes 'Inventory Transactions', 'Production', 'Accounting', 'Service', 'Human Resources', 'Analytics', 'Administration', 'Extensions', and 'Useful'. The main area displays several app tiles, with 'Inventory Counting Transactions' and 'Create Inventory Counting' highlighted. The 'Inventory Counting' app is open, showing a form for creating a new counting transaction. The form includes fields for 'Count Date / Time', 'Counting Type', 'Inventory Counter', 'No.', 'Reference 2', 'End of Fiscal Year', and 'Remarks'. Below the form is a table titled 'COUNTING' with columns for '#', 'Item No.', 'Item Description', 'Freeze', 'Warehouse', 'Bin Location', 'In-Whse Qty on Count ...', and 'Counted'. The table contains four rows of data.

#	Item No.	Item Description	Freeze	Warehouse	Bin Location	In-Whse Qty on Count ...	Counted
1	A00002	J.B. Officeprint 1111	<input type="checkbox"/>	02		50.000	<input checked="" type="checkbox"/>
2	A00003	J.B. Officeprint 1186	<input type="checkbox"/>	02		0.000	<input checked="" type="checkbox"/>
3	A00004	Rainbow Color Print...	<input type="checkbox"/>	01		1,124.000	<input checked="" type="checkbox"/>
4			<input type="checkbox"/>				<input type="checkbox"/>

- “Inventory Counting Transactions” app and “Create Inventory Counting” app are available under “Inventory Transactions” group, enabling you to review and close single or multiple inventory counting transactions as well as create and perform new inventory counting transactions by a single or multiple counters

Web Client - Support Bill of Material

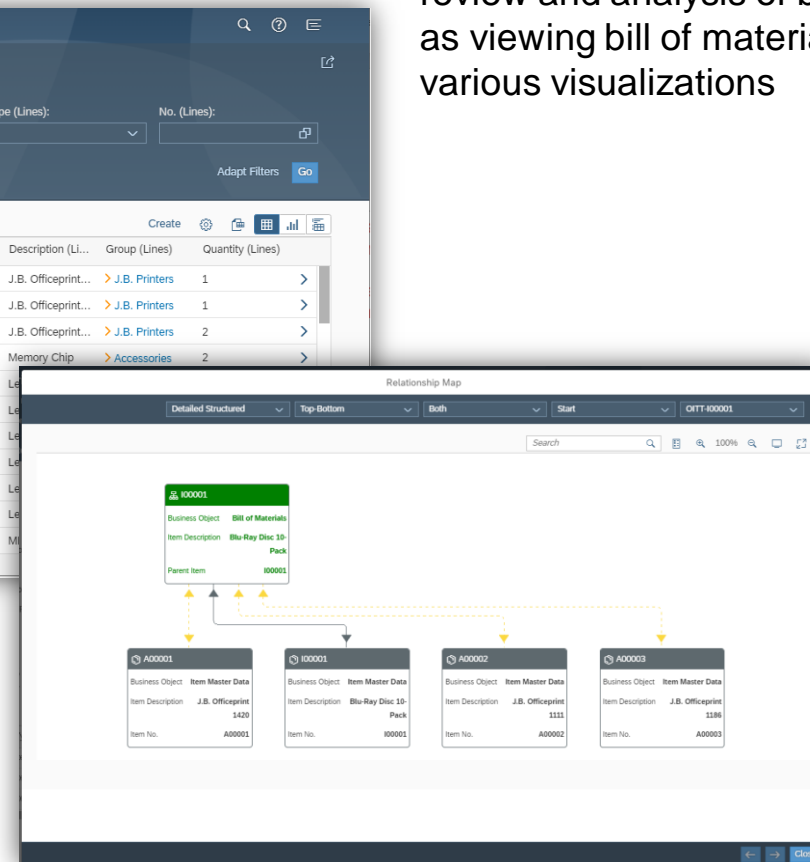
FP2208 Update



The screenshot shows the SAP Business One Web Client interface. The 'Production' menu is highlighted, showing options like 'Bills of Materials' (13) and 'Create Bill of Materials'. Below, the 'Bill of Materials' details for item 100001 are shown, including a table of contents with columns for Item No., Description, Quantity, Warehouse, Issue Method, Production Std Cost, Total Production Std Cost, Price List, Unit Price, and Total.

#	Type	No.	Description	Quantity	Warehouse	Issue Method	Production Std Cost	Total Production Std Cost	Price List	Unit Price	Total
1	Item	A00001	J.B. Officeprint 1420	1	01	Backflush	0.00 \$	0.00 \$	Base Price	400.00 \$	400.00 \$
2	Item	A00002	J.B. Officeprint 1111	1	01	Backflush	0.00 \$	0.00 \$	Base Price	200.00 \$	200.00 \$
3	Item	A00003	J.B. Officeprint 1186	2	01	Backflush	0.00 \$	0.00 \$	Base Price	400.00 \$	800.00 \$

- “Bills of Materials” and “Create Bill of Materials” apps are available under the “Production” group, supporting the creation, processing, review and analysis of bills of materials, as well as viewing bill of materials relationship map in various visualizations



Web Client - Support Issue for & Receipt from Production **FP2208 Update**



The screenshot displays the SAP Business One Web Client interface. The top navigation bar includes 'Production' and 'Accounting'. The 'Production' group contains several apps: 'Bills of Materials', 'Create Bill of Materials', 'Production Orders', 'Receipts from Production', 'Create Receipt from Production', 'Issues for Production', and 'Create Issue for Production'. The 'Production Orders' app is highlighted with a yellow box. Below this, the 'Manage Receipts from Production' app is shown, displaying a list of receipts from production. The 'Issue for Production' app is also highlighted with a yellow box, showing details for 'Issue for Production 2'.

Receipts from Production (0 / 150)

Number	Posting Date	Production Order No. (Lines)	Production Order Row No. (Lines)	Type (Lines)	Item No. (Lines)	Quantity (Lines)	Warehouse (Lines)
<input type="checkbox"/> 137	08/25/2022	> 158	5				
<input type="checkbox"/> 137	08/25/2022	> 158	4				
<input type="checkbox"/> 137	08/25/2022	> 158	3				
<input type="checkbox"/> 137	08/25/2022	> 158	2				
<input type="checkbox"/> 137	08/25/2022	> 158	1				
<input type="checkbox"/> 137	08/25/2022	> 155	1				
<input type="checkbox"/> 137	08/25/2022	> 157	1				
<input type="checkbox"/> 137	08/25/2022	> 156	1				
<input type="checkbox"/> 136	08/25/2022	> 156	1				
<input type="checkbox"/> 136	08/25/2022	> 157	1				
<input type="checkbox"/> 136	08/25/2022	> 155	1				
<input type="checkbox"/> 136	08/25/2022	> 158	1				
<input type="checkbox"/> 136	08/25/2022	> 158	2				
<input type="checkbox"/> 136	08/25/2022	> 158	3				
<input type="checkbox"/> 136	08/25/2022	> 158	4				
<input type="checkbox"/> 136	08/25/2022	> 158	5				
<input type="checkbox"/> 134	09/22/2014	> 140	1				

Issue for Production 2

Series / No.: Primary 2 Posting Date: 08/25/2022
Remarks: Based On Production Orders 158. Reference 2:
Journal Remark: Issue for Production

CONTENTS

Details

#	Production Order No.	Production Order Serie...	Production Order Row ...	Type	No.	Description	Quantity
<input type="checkbox"/> 1	> 158		1	Item	> LM4029	LeMon 4029 Printer	1

- “Receipts from Production” and “Create Receipt from Production” apps, and “Issues for Production” and “Create Issue for Production” apps are available under the “Production” group, supporting the creation, processing, review and analysis of receipts from production and issues for production
- The app “Production Orders” is available under the “Production” group allowing you to view, filter and analyze existing production orders

Web Client - Support Service Contract

FP2208 Update



The screenshot displays the SAP Business One Web Client interface. The top navigation bar includes 'Sales', 'Purchasing', 'Business Partners', 'Payments', 'Item Management', 'Inventory Transactions', 'Production', 'Accounting', 'Service', 'Human Resources', and 'Analytics'. The 'Service' group is highlighted, showing 'Service Contracts' (20) and 'Create Service Contract'. Below this, the 'Manage Service Contracts' app is open, displaying a list of service contracts with columns for Contract No., Business Partner, Status, Contract Type, Start Date, End Date, Renewal, Response Time, and Resolution Time.

Contract No.	Business Partn...	Business Partn...	Status	Contract Type	Start Date	End Date	Renewal	Response Time	Resolution Time
20	C60000	SG Electronics	Approved	Serial Number	03/30/2012	12/31/2017	No	12 Hours	3 Days
19	C40000	Earthshaker Co...	Approved	Serial Number	03/21/2012	12/31/2017	No	12 Hours	3 Days
18	C40000	Earthshaker Co...	Approved	Serial Number	02/17/2012	12/31/2017	No	12 Hours	3 Days
17	C30000	Microchips	Approved	Serial Number	01/16/2012	12/31/2017	No	12 Hours	3 Days
16	C23900	Parameter Tec...	Approved	Serial Number	12/22/2011	12/31/2017	No	12 Hours	3 Days
15	C42000	Mashina Corpo...	Approved	Serial Number	12/10/2011	12/31/2017	No	2 Hours	1 Day
14	C60000	SG Electronics	Approved	Serial Number	11/08/2011	12/31/2017	No	12 Hours	3 Days
13	C50000	ADA Technolog...	Approved	Serial Number	09/25/2011	12/31/2017	No	12 Hours	3 Days
12	C20000	Maxi-Teq	Approved	Serial Number	09/05/2011	12/31/2017	No	12 Hours	3 Days
11	C42000	Mashina Corpo...	Approved	Serial Number	07/28/2011	12/31/2017	No	12 Hours	3 Days
10	C70000	Aquent Systems	Approved	Serial Number	07/15/2011	12/31/2017	No	2 Hours	1 Day

- The apps “Service Contracts” and “Create Service Contract” are available under the “Service” group, enabling you to review, create and approve single or multiple service contracts
- You can create new service contract manually or based on predefined template

Web Client - Analytics Enhancements

FP2208 Update



The image shows two overlapping screenshots from the SAP Business One Web Client. The top screenshot is the 'User-Defined Query' configuration page for 'Monthly Closed Tickets'. It features a 'General' tab with fields for Name, Category, and SQL Statement. The SQL statement is: `SELECT t2."USER_CODE" as "User Code",t0."EndDate" as "End Date" FROM SCL6 t0 Inner join OHEM t1 on t0."Technician" = t`. Below the SQL statement, there are two radio buttons for 'Active' and 'Display as Tile on Home Page', both of which are selected. The bottom screenshot is the 'Sales Order 1184' view, showing a 'Views' dropdown menu with options 'Manage' and 'Orders per BP'. At the bottom of this screen, there is an 'Add & View' button. The background of the top screenshot is dimmed.

- When creating or editing active user-defined queries, new setting enables you to display a tile that launches the query in the Analytics group on the Home page
- “Views” menu is now available in Edit and Create modes, enabling you to launch lined views, manage existing views and define new ones

Web Client - Extensibility Enhancements

FP2208 Update

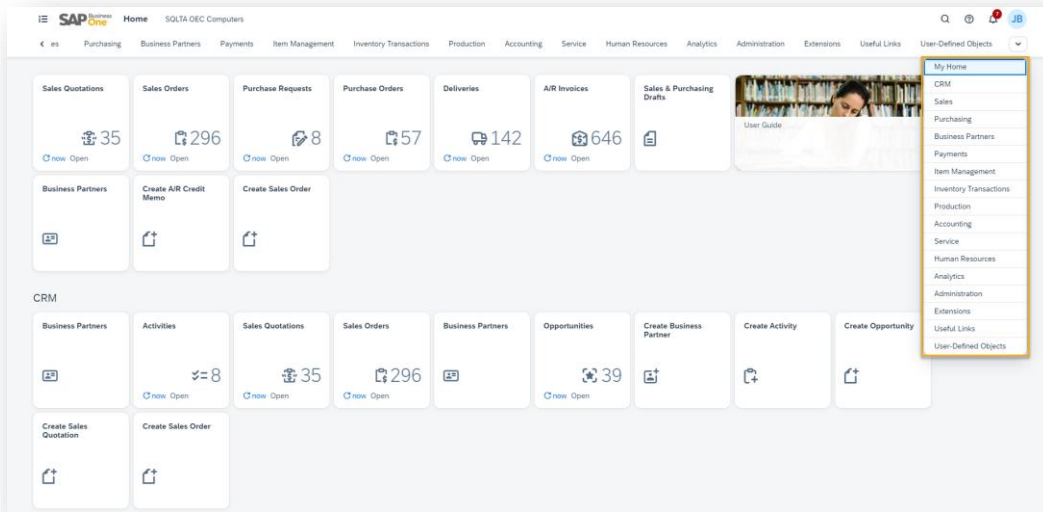


Support API Views for all analytics views - possible to have a link from Tile Extension to any Analytics view

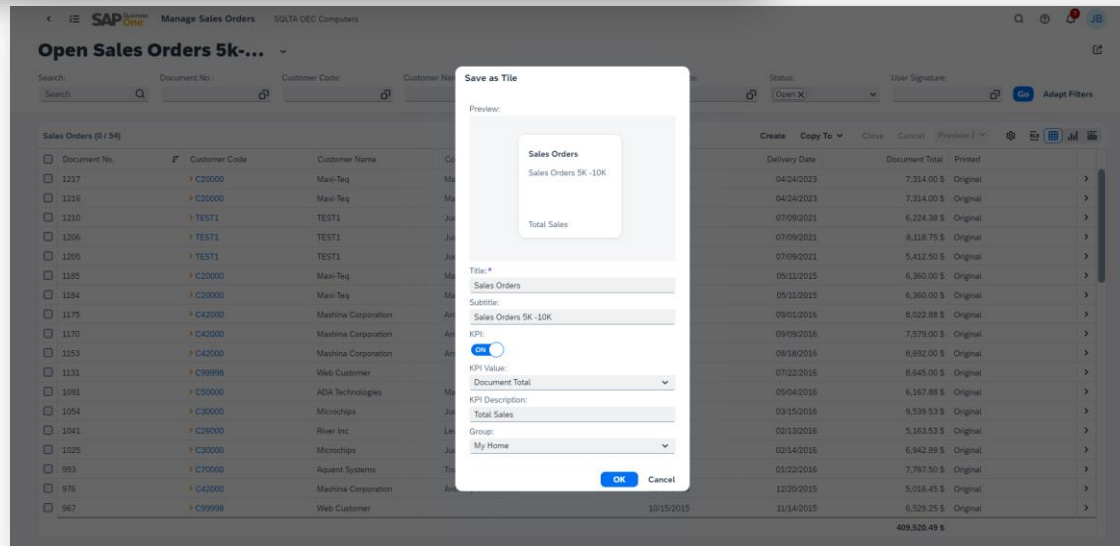
Support User-Defined Field as a Check Box type for both desktop client & Web client

Web Client - Usability Enhancements

FP2305 Update



- Display KPIs on saved tiles
- User actions menu
- Authorization to manage public linked list views



Web Client - Enhance Delivered Objects

FP2305 Update



#	Item No.	Item Description	Freeze	Warehouse	In-Whse Qty on Count Date	Counted	Counted Qty	Variance	Distribution Rule	UoM Code
1	A00001	J.B. Officeprint 1420		01	51,314.000	<input checked="" type="checkbox"/>	50,000.000	-1,314.000	01_Sales:NOE_LOB	Manual
2	A00003	J.B. Officeprint 1186		01	1,272.000	<input checked="" type="checkbox"/>	200.000	-1,072.000		Manual
3	A00006	Rainbow 1200 Laser Series		01	70.000	<input checked="" type="checkbox"/>	60.000	-10.000		Manual
4	B10000	Printer Label		01	500.000	<input checked="" type="checkbox"/>	500.000	0.000		Manual
5	A00004	Rainbow Color Printer 5.0		01	1,125.000	<input checked="" type="checkbox"/>	1,100.000	-25.000		Manual
6	I00008	Rainbow Nuance Ink 6-Pack...		01	1,033.000	<input checked="" type="checkbox"/>	1,033.000	0.000		Manual
7	I00009	SLR PreclearShot PK1500		01	1,332.000	<input checked="" type="checkbox"/>	1,332.000	0.000		Manual
8	I00010	SLR M-CAM 40C		01	1,261.000	<input checked="" type="checkbox"/>	1,261.000	0.000		Manual
9	LM4029APCD	LeMon 4029 Printer AC Po...		01	653.000	<input checked="" type="checkbox"/>	653.000	0.000		Manual
10	LM4029D	LeMon 4029 500 sheet pap...		01	713.000	<input checked="" type="checkbox"/>	713.000	0.000		Manual
11						<input type="checkbox"/>	0.000			

Scanning Options:

- Create Business Partner
- Create Contact Person for Existing Business Partner

Business Partner Type:

Customer

Series:

Manual

Code:*

Address Type:

Ship To

Scan & Add Business Partner

Powered by SAP Business Technology Platform

- Distribution rules in journal entries
- Add contact person to existing Business Partner's via card scanning
- Support predefined texts
- Office 365 enhancements
 - Share option in Activities and Return Requests
 - Allow to define new email groups
- Inventory counting enhancements
 - Close document and rows
 - Counting by multiple UoMs
 - Highlight rows and fields with variance percentage
 - Support user-defined field sorting and filtering in Inventory counting detailed view
 - Support distribution rules

Web Client - Enhance Marketing Documents

FP2305 Update



The screenshot shows the SAP Sales Order 1217 main view. The header includes the SAP logo, 'Sales Order', and 'SQLTA OEC Computers'. Below the header, there are tabs for 'General', 'Contents', 'Logistics', 'Accounting', 'Attachments', and 'User-Defined Fields'. The 'Contents' tab is active, displaying a table of items. The table has columns for Item No., Item Description, Item Details, Quantity, Unit Price, Discount %, Price After Discount, Tax Code, Total (LC), Whse, and SO Row. The items listed are:

Item No.	Item Description	Item Details	Quantity	Unit Price	Discount %	Price After Disco...	Tax Code	Total (LC)	Whse	SO Row
A00001	J.B. Officeprint 1420	High priority item	1.000	600.00 \$	0.000 %	600.00 \$	PA	600.00 \$	01	
A00003	J.B. Officeprint 1186		3.000	450.00 \$	0.000 %	450.00 \$	PA	1,350.00 \$	01	
Subtotal								1,950.00 \$		
A00004	Rainbow Color Print...		2.000	750.00 \$	0.000 %	750.00 \$	PA	1,500.00 \$	01	
Subtotal								1,500.00 \$		
Subtotal								3,450.00 \$		

- “Text” and “Subtotal” line types
- Support adding table rows
- Opening and closing remarks
- Adding Items details column with predefined texts
- Consolidating business partner details
- Support A/P reserve invoices in approval process, and drafts management
- Support linking paid down payment requests/invoices

The screenshot shows the SAP Sales Order 1217 summary view. The header includes the SAP logo, 'Sales Order', and 'SQLTA OEC Computers'. Below the header, there are tabs for 'General', 'Contents', 'Logistics', 'Accounting', 'Attachments', and 'User-Defined Fields'. The 'Contents' tab is active, displaying a summary of the order. The summary includes:

Field	Value
Total Before Discount	6,900.00 \$
Discount	0.000 %
Discount	0.00 \$
Freight	0.00 \$
Rounding	0.00 \$
Tax	424.00 \$
Total	7,324.00 \$

Below the summary, there are sections for 'Opening Remarks' and 'Closing Remarks'. Each section has a 'Predefined Text' and a text area for user-defined remarks.

Web Client - Analytics Enhancements

FP2305 Update





The screenshot shows the 'Link Settings' configuration for 'Invoice Aging'. The 'Link Name' is 'Invoice Aging', the 'List View' is 'General Overview', and the 'View' is 'Invoice Aging'. The 'Public' checkbox is checked. Below this, there is a table for 'Cards' with columns for 'Cards', 'Card Filter Fields', and 'Object Fields'. The table contains four rows for different aging periods: '0 - 30 Days', '31 - 60 Days', '61 - 90 Days', and '91+ Days'. Each row has 'Customer Name (CardName)' in the 'Card Filter Fields' column and 'Customer/Vendor Name (CardName)' in the 'Object Fields' column.

- Support read-only mode
- Link management enhancements in linked list views
- Creating conditional links for user-defined query fields

The screenshot shows the 'Authorizations' dialog box. It has a 'Users' list on the left and a 'Groups' list on the right. The 'Users' list includes 'DEV11631_ExRateR - DEV11631_ExRate' and several other users. The 'Groups' list includes 'General', 'Customization Tools', 'Administration', 'Financials', 'Opportunities', 'Sales - A/R', 'Purchasing - A/P', 'Business Partners', 'Banking', 'Inventory', 'Resources', 'Production', 'MRP', 'Service', 'Human Resources', 'Project Management', 'Reports', 'Analytics', and 'Fiori-Style Cockpit Management'. The 'Authorization' column shows 'Various Authorizations' for most groups and 'No Authorization' for others. The 'Effective Authorization' column shows 'Various Authorizations' for most groups and 'No Authorization' for others. At the bottom, there are fields for 'Max. Discount - Sales' (100.000), 'Max. Discount - Purchase' (100.000), and 'Max. Discount - General' (100.000). There is also a checkbox for 'Max. Cash Amount for Incoming Payments' and a checkbox for 'Launch Web Client in Read-Only Mode' which is highlighted with a red box.

Administration

SAP Business One 10.0



Support Expiration Date

FP2008 Update



About SAP Business One

SAP Business One

Version: SAP Business One 10.0 version for SAP HANA (10.00.100) PL: 00 10.0

Installation Number:

System Number:

HW Key:

Application ID:

Host Name:

Process ID:

Support Expiration Date:

This SAP software is licensed to: For use only (Customer Number)

Copyright © 2002-2019 SAP SE. All rights reserved.

OK

Feature

- The information *Support Expiration Date* is shown in the *About SAP Business One* window
- Version Name in *About* window is changed to quarterly release cycle (**FP2008**)
See SAP Note [2957553](#)

Benefit

- Simplifies support by having necessary information available in one screen

Enhancements in Document Printing



Document Printing - Selection Criteria

Document Type: Incoming Payments
Posting Date From: 01/08/2019 To: 31/08/2019
Series: All

Accounts From: [] To: []
BP Code From: [] To: []
Customer Group: All
Vendor Group: All

Only Documents Still to Be Printed
 Only Documents Still to Be E-Mailed

Obtain printer settings from default printing layout

Internal Number From: [] To: []

No. of Copies: 1

OK Cancel

Form Settings - Print A/R Invoices

Select UI Template: [] Apply

Table Format | Row Format | Document

Find Next

Column	Visible	Active
#	<input checked="" type="checkbox"/>	<input type="checkbox"/>
Document No.	<input checked="" type="checkbox"/>	<input type="checkbox"/>
Posting Date	<input checked="" type="checkbox"/>	<input type="checkbox"/>
Due Date	<input checked="" type="checkbox"/>	<input type="checkbox"/>
Document Date	<input checked="" type="checkbox"/>	<input type="checkbox"/>
BP Code	<input checked="" type="checkbox"/>	<input type="checkbox"/>
BP Name	<input type="checkbox"/>	<input type="checkbox"/>
Total (LC)	<input checked="" type="checkbox"/>	<input type="checkbox"/>
Customer Ref. No	<input type="checkbox"/>	<input type="checkbox"/>
Status	<input type="checkbox"/>	<input type="checkbox"/>
Sales Employee	<input type="checkbox"/>	<input type="checkbox"/>
Owner	<input checked="" type="checkbox"/>	<input type="checkbox"/>
Remarks	<input type="checkbox"/>	<input type="checkbox"/>
Consolidating BP Code	<input type="checkbox"/>	<input type="checkbox"/>
Consolidating BP Name	<input type="checkbox"/>	<input type="checkbox"/>

OK Cancel Restore Default

Print A/R Invoices

#	Document No.	Posting Date	Due Date	Document Date	BP Code	Total (LC)	Sales Employee	Owner
1	1049	08/18/2019	09/17/2019	09/17/2019	C5000	4,955.50	Bill Levine	Levine, Bill
2	1047	08/22/2019	09/23/2019	09/23/2019	C4000	4,162.45	Sophie Klogg	Spear, Michael
3	1048	08/22/2019	09/23/2019	09/23/2019	C42000	3,975.00	Jim Boswick	Spear, Michael
4	1050	08/22/2019	09/23/2019	09/23/2019	C70000	1,365.00	Brad Thompson	Spear, Michael
5	1051	08/22/2019	09/23/2019	09/23/2019	C40000	1,868.00	Sophie Klogg	Spear, Michael

Print Cancel

Feature

- The selection criteria for document printing is enriched with additional options according to the selected document type
- Form Settings window is added to the “*Print <document>*” window allowing the user to customize the column display
- The “*Print <document>*” window now supports table sorting and filtering

Benefit

- The enhanced selection criteria enables you to optimize batch printing
- Increased usability and productivity especially when printing a high number of documents

Referenced Document Enhancements

FP2008 Update
FP2011 Update



A/P Invoice

Vendor: V22000 Ocean Computers
 Contact Person: Joe Wilson
 Vendor Ref. No.:
 Local Currency:

No.: Primary 1166
 Status: Open
 Posting Date: 08/05/2019
 Due Date: 09/04/2019
 Document Date: 08/05/2019

Accounting: BP Project
 Indicator:
 Federal Tax ID: ID765766545
 Order Number: 0
 Form 1099:
 Box 1099:

Referenced Document: ... (2)

Asset Value Date: 08/05/2019

Buyer: James Chan
 Owner: Chan, James

Total Before Discount: 42,637.50 \$
 Discount: %
 Total Down Payment:
 Freight:
 Rounding:
 Tax: 3,517.59 \$
 Total Payment Due: 46,155.09 \$
 Applied Amount:
 Balance Due: 46,155.09 \$

Buttons: OK, Cancel, Copy From, Copy To

System Message

Do you want to automatically create a reference to the sales order or production order from this document?

Remember My Answer and Do Not Show This Message Again

Buttons: Yes, No

Inventory Transfer Request

Business Partner: C40000
 Name:
 Contact Person:
 Ship To:

No.: Primary 8
 Status: Open
 Posting Date: 08/22/2019
 Due Date: 08/22/2019

Referenced Document: ... (1)

From Warehouse: 01
 To Warehouse: 01

Price List: Last Purchase Price

#	Item No.	Item Description	From...	To Ware...	Quantity	UoM Code	UoM Name	P..
1	A00004	Rainbow Color Printer	02	02	2	Manual		
2	I00005	J.B. Laptop Batteries X	02	02	8	Manual		
3	C00001	Motherboard BTX	02	02	17	Manual		
4	LM4029MC	Memory Chip	02	02	20	Manual		

Sales Employee: -No Sales Employee- Pick and Pack Remarks:
 Journal Remarks: Inventory Transfer Request - Remarks: Generated upon Transfer Request for Sales Orders

Buttons: Add, Cancel, Copy To

Feature

- You are now able to reference documents in *Checks For Payment, Purchase Request, Goods Receipt & Issue, Inventory Transfer Request, and Inventory Transfer*
- Numeric indication for number of referenced documents
- Automatic referenced document creation from applicable marketing documents
- Recurring Postings can be *referenced* to a single document. This document contains a reference to each recurring posting created. The *referenced by* tab displays then the cross referencing to the recurring posting itself.
- Module-sorted list of documents to reference
- Document Referencing is available for *Incoming and Outgoing Payments, Inventory Revaluation, Inventory Counting, and Inventory Posting (FP2008)* - SAP Note [2945089](#)
- When duplicating a document, a reference between the original and duplicated document can be created (FP2011) - SAP Note [2958941](#)

Benefit

- Extended coverage of referenced documents across SAP Business One modules
- Better visibility of when documents are referenced



Support Attachments Tab in Additional Objects

Inventory Opening Balance

Posting Date: 01/01/2019
Document Date: 01/01/2019
Price Source: Item Cost

No. Primary 1
Ref. 2

Contents Attachments

Find Item No. Warehouses << >>

Inventory Posting

Posting Date: 23/08/2019
Count Date: 23/08/2019
Time: 11:50
Price Source: Item Cost

No. Primary 1
Ref. 2

Contents Attachments

Find Item No. Warehouses << >>

Feature

- The Attachments Tab is now available in *Inventory Opening Balance**, *Inventory Counting*, *Inventory Posting**, *Incoming Payments**, *Outgoing Payments**, *Check for Payments**, *Deposit*, *Journal Entry*, *Production Order*, and *Time Sheet**
- *Due to the addition of the Attachments tab, the Contents tab now holds the original details of the form/General tab

Benefit

- Support managing attachments for additional objects and streamline system behavior

Field Length Increase

FP2008 Update



Item Master Data

Item No.	Manuell	C00001
Description	Motherboard BTX	
Foreign Name		
Item Type	Items	
Item Group	PC	
UoM Group	Manuell	
Price List	Basis Preisliste	

Customer Groups - Setup

#	Group Name
1	Customers
2	Large Accounts
3	Distributors
4	Small Accounts
5	Government
6	High Tech
7	Construction
8	Production
9	Non-Production
10	

Vendor Groups - Setup

#	Group Name
1	Vendors
2	East Coast
3	West Coast
4	Parts
5	Office Supplies
6	General Supplies
7	Machinery
8	

Business Partner Master Data

Code	Manual	C23900	Customer
Name	Parameter Technology		
Foreign Name			
Group	High Tech		
Currency	British Pound		
Federal Tax ID	GB56678931		

Industry - Setup

#	Industry Name	Industry Description
1	-No Industry-	-No Industry-
2	Transport	Transport Industry
3	Telecommunication	Telecommunication Industry
4		

Feature

- *Customer Group Name* and *Supplier Group Name* may contain up to 100 characters
- The *Item Group Name* also supports 100 characters
- The length of the *Item Description* field in the *Item Master Data* window is 200 characters (FP2008) See SAP Note [2949632](#)
- The field length of *Industry Name* is 40 characters and of *Industry Description* is 120 characters (FP2008) See SAP Note [2931333](#)

Benefit

- More flexibility for the values entered in these fields
- Standardization of product field definitions

New Overview Window: Alerts Management

SAP Note [2945182](#)

FP2008 Update



This window gives you an overview of system and user alerts. You can filter the alerts through the "Alert Status" drop-down list or the "Filter Table" option in the context menu or menu bar. You can use the "Actions" button to create new user alerts, set alerts to active or inactive, or remove alerts. You can also remove user alerts through the context menu or by following "Data" then "Remove" in the main menu. You can view or edit details of an alert and view its associated query by choosing the arrow link next to the alert name.

Alert Status: All Find/Find Next

#	Select	Name	Priority	Condition	Condition: Threshold Value	Active	Saved Query	Frequency	Recurrence Period	Recurrence Date	Recurrence Time	Save History
1	<input type="checkbox"/>	MRP Recommendation Due	Normal	Release Within (days)		<input type="checkbox"/>						<input type="checkbox"/>
2	<input type="checkbox"/>	Deviation from Budget	Normal	Deviation Amount		<input type="checkbox"/>						<input type="checkbox"/>
3	<input type="checkbox"/>	Deviation from Discount (in %)	Normal	Discount %		<input type="checkbox"/>						<input type="checkbox"/>
4	<input type="checkbox"/>	Deviation from % of Gross Profit	Normal	Profit Percentage		<input type="checkbox"/>						<input type="checkbox"/>
5	<input type="checkbox"/>	Deviation from Commitment Limit	Normal	Maximum Deviation		<input type="checkbox"/>						<input type="checkbox"/>
6	<input type="checkbox"/>	Deviation from Credit Limit	Normal	Maximum Deviation		<input type="checkbox"/>						<input type="checkbox"/>
7	<input type="checkbox"/>	Minimum Stock Deviation	Normal			<input type="checkbox"/>						<input type="checkbox"/>

OK Cancel

Actions
Create User Alert
Set Alert to Active
Set Alert to Inactive
Remove User Alert

Feature

- New window *Alerts Management* available
- Overview of system and user alerts
- Filter option
- *Actions* button to create:
 - New user alerts
 - Set alerts to active or inactive
 - Remove alerts

Benefit

- Simplifies alerts management
- Better overview on existing alerts

Enhancements in Approval Process

FP2105 Update



The screenshot shows the SAP General Settings window with the 'Approval Process' section highlighted. The checkbox 'Enable Authorizer to Update Document Draft in Pending Status' is checked. Below it, the 'Approval Decision Report' window is open, showing a table of document entries with columns for Document Type, Document No., Originator, Stage, Answer, Document Dr..., Draft Key, Draft Update Date, Draft Update Time, and Draft Remarks.

Document Type	Document No.	Originator	Stage	Answer	Document Dr...	Draft Key	Draft Update Date	Draft Update Time	Draft Remarks
Purchase Request	1	Jayson Butler	Internal Requi	Approved	1	1			
Purchase Request	1	Jayson Butler	Internal Requi	Approved	2	2			
Purchase Request	2	Jayson Butler	Internal Requi	Approved	2	3			
Purchase Request	2	Jayson Butler	Internal Requi	Pending	4	4			
Purchase Request	2	Jayson Butler	Internal Requi	Pending	4	5			
Purchase Request	4	Jayson Butler	Internal Requi	Approved	4	6			
Purchase Request	5	Jayson Butler	Internal Requi	Approved	5	7			
Purchase Request	6	Jayson Butler	Internal Requi	Approved	6	8			
Purchase Request	6	Jayson Butler	Internal Requi	Approved	6	9			
Purchase Request	7	Jayson Butler	Internal Requi	Approved	7	10			

Feature

- New setting enables approvers to update draft document in Pending status
- *Last Updated By* and *Last Updated On* fields are now available within the **Request for Generation Approval** form
- **Approval Status Report** now contains *Draft Updated By*, *Draft Update Date*, *Draft Update Time*, and *Draft Remarks* fields
- Both the authorizer and the originator can add the document for approval
- Substitute Authorizers for approval templates are enabled when the authorizer is out of office (**FP2105**)
See SAP Note [3050040](#)

Benefit

- Minimizes unnecessary back and forth between authorizer and originator
- Simplifies approval procedures and adds even more flexibility



Tab-Level Authorizations in Master Data Records

The screenshot displays the 'Authorizations' window with a list of users on the left and a table of authorization records. A yellow box highlights the 'Business Partner Master Data' section, which includes tabs like 'General Tab', 'Contact Persons Tab', 'Addresses Tab', 'Payment Terms Tab', 'Payment Run Tab', 'Accounting Tab', 'Properties Tab', 'Remarks Tab', and 'Attachments Tab'. Below this, the 'Business Partner Master Data' record is shown with various fields and a tabbed interface at the bottom.

Subject	Authorization	Effective Authorization
Business Partner Master Data	Full Authorization	Full Authorization
Sales Order Balance	Full Authorization	Full Authorization
Delivery Balance	Full Authorization	Full Authorization
Goods Receipt PO Balance	Full Authorization	Full Authorization
Purchase Order Balance	Full Authorization	Full Authorization
Change Sales Employee	Full Authorization	Full Authorization
General Tab	Full Authorization	Full Authorization
Contact Persons Tab	Full Authorization	Full Authorization
Addresses Tab	Read-Only	Read-Only
Payment Terms Tab	Read-Only	Read-Only
Payment Run Tab	Read-Only	Read-Only
Accounting Tab	No Authorization	No Authorization
Properties Tab	Full Authorization	Full Authorization
Remarks Tab	Full Authorization	Full Authorization
Attachments Tab	No Authorization	No Authorization
Active	Full Authorization	Full Authorization
Inactive	Full Authorization	Full Authorization
Remove Business Partner	Full Authorization	Full Authorization
Campaign Generation Wizard	Full Authorization	Full Authorization
Campaign	Full Authorization	Full Authorization
Business Partner Type	Full Authorization	Full Authorization
Activity	Full Authorization	Full Authorization

Business Partner Master Data

Code: Manual C25000 Customer BP Currency

Name: Star Company Account Balance: 952,684.46

Foreign Name: Deliveries: 16,331.67

Group: High Tech Orders: 466,746.53

Currency: Euro Opportunities:

Federal Tax ID: SK76764877

General Contact Persons Addresses Payment Terms Payment Run Properties Remarks

Feature

- Different authorizations can be granted to different tabs in Business Partner Master Data and Item Master Data
- If a user has no authorization for a given tab, this tab will be automatically hidden

Benefit

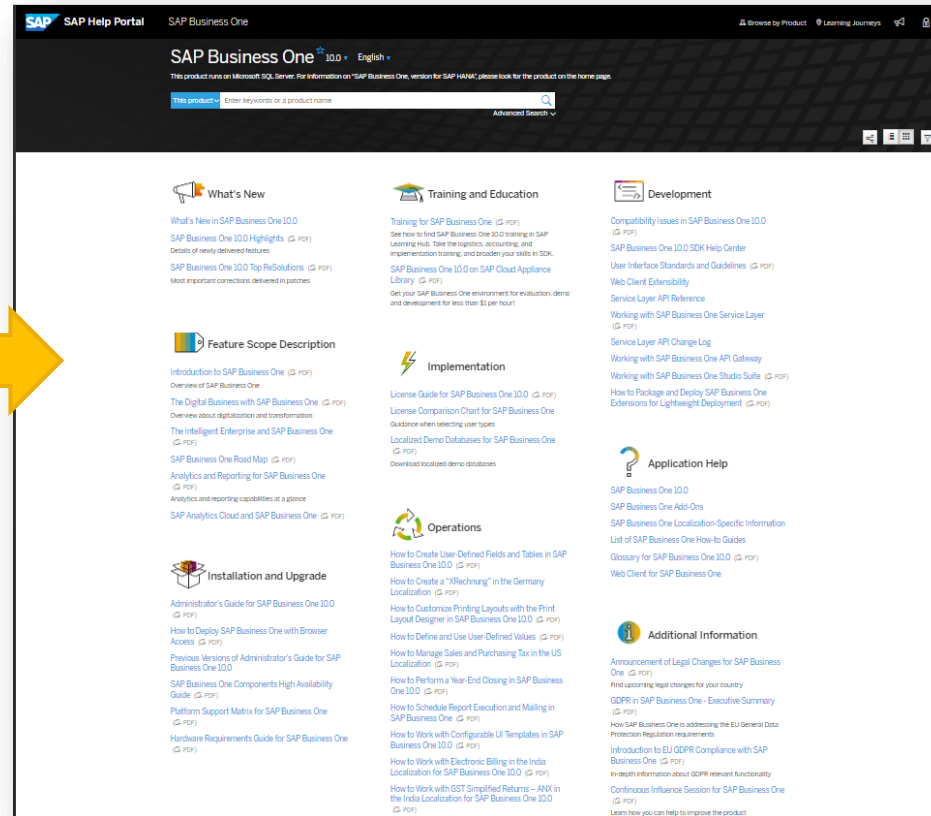
- Enables the granting of more accurate authorizations to each user, based on tasks and responsibilities
- Helps to prevent human errors and increases data protection
- Increases productivity

Product Documentation Moved to SAP Help Portal

FP2108 Update



- > B1 Integration Component
- > CR_License
- > Glossary
- > Remote Support Platform
- > SDK
- > Steuerdaten-Uebermittlungsverordnung-StDUeV.pdf
- > SystemSetup
- > Whats New



- Product documentation shipment methodology is enhanced. The documentation deliverables in the Documentation folder have moved to SAP Help Portal where you can access the latest (and previous) product documentation.

Business Process Enhancements

FP2111 Update



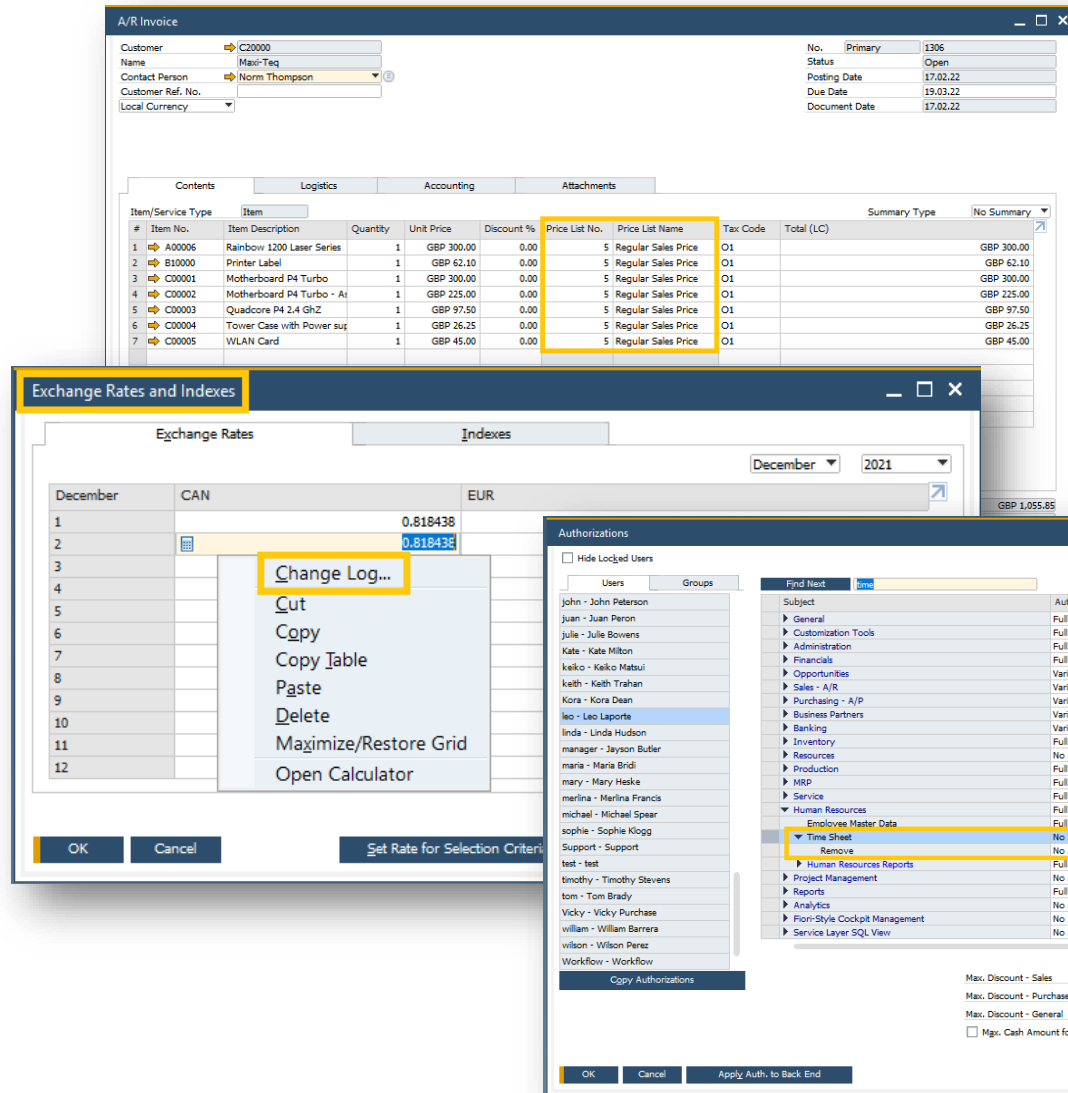
The screenshot displays four overlapping SAP windows:

- Document Settings:** Shows configuration for 'Electronic Documents' with options for calculating gross profit and handling attachments. The 'Attachments' section at the bottom is highlighted with a yellow box, containing:
 - Copy Attachments from Base Document to Target Document
 - Copy Attachments from BOM to Production Order
 - Do Not Overwrite Attachments with the Same File Name
- Query Manager:** Shows a 'Rename Query' dialog box with 'Original Name' as 'Customers 2021' and 'New Name' as 'Customer'.
- Bill of Materials:** Shows a BOM for 'Server Point 10000' with an 'Attachments' table. The table has columns: #, Target Path, File Name, File Extension, File Size, Attachment Date, and Free Text. One entry is highlighted:

#	Target Path	File Name	File Extension	File Size	Attachment Date	Free Text
1	C:\Users\UAT6\I\Appendix	docx	docx	1KB	11/21/2021	provided by the factory
- Blanket Agreement Fulfillment Report:** A table with columns: #, Agreement No., BP Code, BP Name, Start Date, End Date, Fulfilled Status, Type, Item No., Unit Price, Cumulative Ordered Qty, Cumulative Ordered Amount, Total Open Qty, and Total Open Amount. The last four columns are highlighted with a yellow box.

- Attachments tab is added to Bill of Materials along side a new setting to determine whether to copy attachments from BoM to Production Order. In addition, new setting that enables to determine whether to overwrite attachments with same file name is available
- Blanket Agreement Fulfillment Report is enhanced to display four new columns: Cumulative Ordered Quantity / Amount and Total Open Quantity / Amount
- The Query Manager is enhanced to support renaming of user queries. In addition, you can edit a user query without executing it, just by using the “Edit” option in the context menu
- Support “Change Log” for teams update in Employee Master Data
- “Telephone” field length is increased to 50 characters
- “Foreign Name” field length in Item Master Data is increased to 200 characters

Business Process Enhancements



The screenshot displays three SAP windows illustrating business process enhancements:

- A/R Invoice:** Shows a list of items with columns for Item No., Item Description, Quantity, Unit Price, Discount %, Price List No., Price List Name, Tax Code, and Total (LC). The Price List No. and Price List Name columns are highlighted in yellow.
- Exchange Rates and Indexes:** Shows a table with columns for Exchange Rates and Indexes. A context menu is open over the table, listing options such as Change Log..., Cut, Copy, Copy Table, Paste, Delete, Maximize/Restore Grid, and Open Calculator.
- Authorizations:** Shows a list of users and groups with their respective authorization levels. The 'Time Sheet' authorization is highlighted in yellow.

- Display Price List No. & Name in marketing documents rows
- Manage Change Log for Exchange Rate & Indexes table and additional setup entities
- Increase number of Authorization Groups for Document Numbering and Price Lists
- Introduce new authorizations for creating and removing Time Sheet
- Add keyboard shortcut for Refresh Button

Administration Enhancements

FP2208 Update



- “Messages/Alerts Cleanup” and “My Messages/Alerts Cleanup” tools enable authorized users to clear messages and alerts within a defined date range
- New settings in company level and user level enable you to define the number of latest records to be displayed in the “Messages/Alerts Overview” window
- “Authorization” and “License” buttons enable super users a direct access to the respective windows
- Password options and security are enhanced by supporting passwords with up to 128 characters

	Date	Time	From	
Scheduled for Today	12/08/2024	15:24	Server	✉
Scheduled for Today	08/17/2022	16:42	Server	✉
Request Copied to PO	08/17/2022	16:12	Jayson Butler	✉
Request Copied to PO	08/17/2022	16:12	Jayson Butler	✉
Failed	08/17/2022	14:51	Jayson Butler	✉
Scheduled for Today	08/16/2022	19:59	Server	✉
Failed	08/16/2022	18:55	Jayson Butler	✉
Failed	08/16/2022	18:54	Jayson Butler	✉
Failed	08/16/2022	18:53	Jayson Butler	✉
Failed	08/16/2022	18:53	Jayson Butler	✉
Failed	08/16/2022	18:51	Jayson Butler	✉
Failed	08/16/2022	17:09	Jayson Butler	✉
Failed	08/16/2022	16:10	Jayson Butler	✉

Administration Enhancements

FP2305 Update



A/R Reserve Invoice - Draft - 34 [Pending]

Customer: C20000, Name: Maxi-Teq, Contact Person: Max Teq, Customer Ref. No.: , Local Currency: , No.: Primary 1063, Status: Draft, Posting Date: 06/22/2021, Due Date: 07/22/2021, Document Date: 06/22/2021

Contents Table:

#	Type	Item No.	Material No.	F...	No Summary
1		A00001			
2					

Sales Employee: Sales Manager, Owner: , Total Before Discount: 600.00 \$, Discount: % , Total Down Payment: , Freight: , Rounding, Tax: 36.00 \$, Total: 636.00 \$, Applied Amount: , Balance Due: 636.00 \$

Remarks: AR Reserve Invoice002

Context Menu:

- Duplicate
- Show Details...
- Approve/Reject
- New Activity
- Payment Means...
- Gross Profit...
- Volume and Weight Calculation...
- Packing Slip
- Opening and Closing Remarks
- Transaction Journal...
- Journal Entry Preview
- Approval Status Report
- Save as Draft

- Managing change log for system setups
- Data archive simplification
- Password policy requirements for new installations
- Approval process enhancements
 - Approving and Rejecting Draft Marketing Documents
 - Displaying and Printing Draft Key Numbers

Password Administration

Security Level: Custom

Expiration After: -1 Days

Minimum Length: 17 Characters

Minimum Number of Uppercase Characters: 0

Minimum Number of Lowercase Characters: 0

Minimum Number of Digits: 0

Minimum Number of Non-alphanumeric Characters: 0

Password cannot match: 0 Previous Passwords

Authentications Before User Account is Locked: -1

Password Example: dukxohnolpqhbh Generate

OK Cancel

Change Log...

#	Instance	Object Code	Updated	Updated By - User Code	Updated By - User Name	U...
1	0		04/23/2023	manager	Jayson Butler	04/23
2	0		04/23/2023	manager	Jayson Butler	04/23
3	0		04/23/2023	manager	Jayson Butler	04/23
4	0		04/23/2023	manager	Jayson Butler	04/23
5	0		04/24/2023	manager	Jayson Butler	04/24
6	0		04/24/2023	manager	Jayson Butler	04/24



Feature	Description	Localization
Change Log Window Enhancements	New columns “ <i>Created On/At</i> ” and “ <i>Updated On/At</i> ” are added to the <i>Change Log</i> window to see the specific date and time. SAP Note 2957436 (FP2008)	All
Manually Entering Paths	Paths can be manually entered or pasted on the <i>Path</i> tab in the <i>General Settings</i> window. SAP Note 2949641 (FP2008)	All
Shipping Types Deactivation	New checkbox <i>Active</i> is available in the <i>Shipping Types</i> window under <i>Administration</i> → <i>Setup</i> → <i>Inventory</i> → <i>Shipping Types</i> to activate or deactivate shipping types. SAP Note 2950719 (FP2008)	All



Feature	Description	Localization
Warning Message When Choosing ‘Personal Blocking’	When choosing <i>Personal Data Blocking</i> in the <i>Personal Data Management Wizard</i> a warning message is displayed if the <i>BP Balance</i> amount is not zero. SAP Note 2946064 (FP2011)	All
Authorization for ,Copy Table‘ Function	In the <i>General Authorizations</i> a new authorization <i>Copy Table</i> is available with <i>Full Authorization</i> and <i>No Authorization</i> . In new installations and after upgrades the default setting for the <i>Copy Table</i> authorization is <i>Full Authorization</i> ; for new users, <i>No Authorization</i> is selected by default. SAP Note 2970937 (FP2011)	All
Configure License Balloon Appearance	A new checkbox <i>Show License Information at Startup</i> is added to the <i>Users – Setup</i> window -> <i>Services</i> tab to set whether the license balloon will be displayed after logging in. The checkbox is reset to default (balloon is displayed): - Every 3 months / 90 days - When upgrading to a higher patch or release SAP Note 2970959 (FP2011)	All



Feature	Description	Localization
Enhancement of Check on Duplicate Customer/Vendor Reference Number	<p>Under <i>Administration</i> → <i>System Initialization</i> → <i>Document Settings</i> → <i>Per Document</i> tab, select a sales or purchasing document type, under <i>When Duplicated Customer Reference No. Occurs</i>:</p> <p>When selecting <i>Warning Only</i> or <i>Block Release/Receipt</i> the following options are available:</p> <ul style="list-style-type: none">- <i>Check for Duplicate Under</i><ul style="list-style-type: none">○ <i>Individual Customer Only</i>○ <i>All Customers</i>- <i>Check for Duplicate in Current Fiscal Year Only</i> <p>SAP Note 2970936 (FP2011)</p>	All



Feature	Description	Localization
Authorization to Remove Opportunity	Authorization is required for new users to remove an opportunity. Assign authorization under <i>Administration -> System Initialization -> Authorizations -> General Authorizations -> Opportunities -> Special Opportunity Authorizations -> Remove Opportunity</i> SAP Note 2985725 (FP2102)	All
Authorization to View Other Users' Payment Drafts in Payments Draft Report	Regular users can view incoming and outgoing payment drafts created by other users respectively, if the following two authorizations are given: <ul style="list-style-type: none"> - <i>View Incoming Payment Drafts Created by Other Users</i> - <i>View Outgoing Payment Drafts Created by Other Users</i> Define Authorizations under <i>Administration -> System Initialization -> Authorizations -> General Authorizations -> Banking -> Outgoing Payments -> Payments Drafts Report</i> SAP Note 2990653 (FP2102)	All
Copy Selected Forms Between Users	An admin user is able to copy selected forms' settings from one user to another. SAP Note 2979530 (FP2102)	All




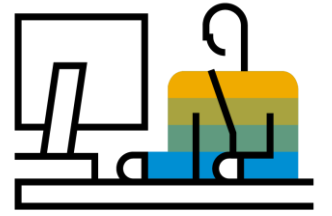
Feature	Description	Localization
Access to Change Log for User with Read-Only Authorization for Specific Object	Users with full authorizations for <i>Change Log</i> and read-only authorizations for the following documents can view their change logs: <ul style="list-style-type: none">- Sales and purchasing documents- Journal Entries- Goods Issues, Goods Receipts, Receipts from Production, and Issues for Production- Inventory Transfers and Inventory Transfer Requests- Inventory Opening Balances, Inventory Counting, and Inventory Postings- Incoming Payments and Outgoing Payments SAP Note 2303812 (FP2102)	All



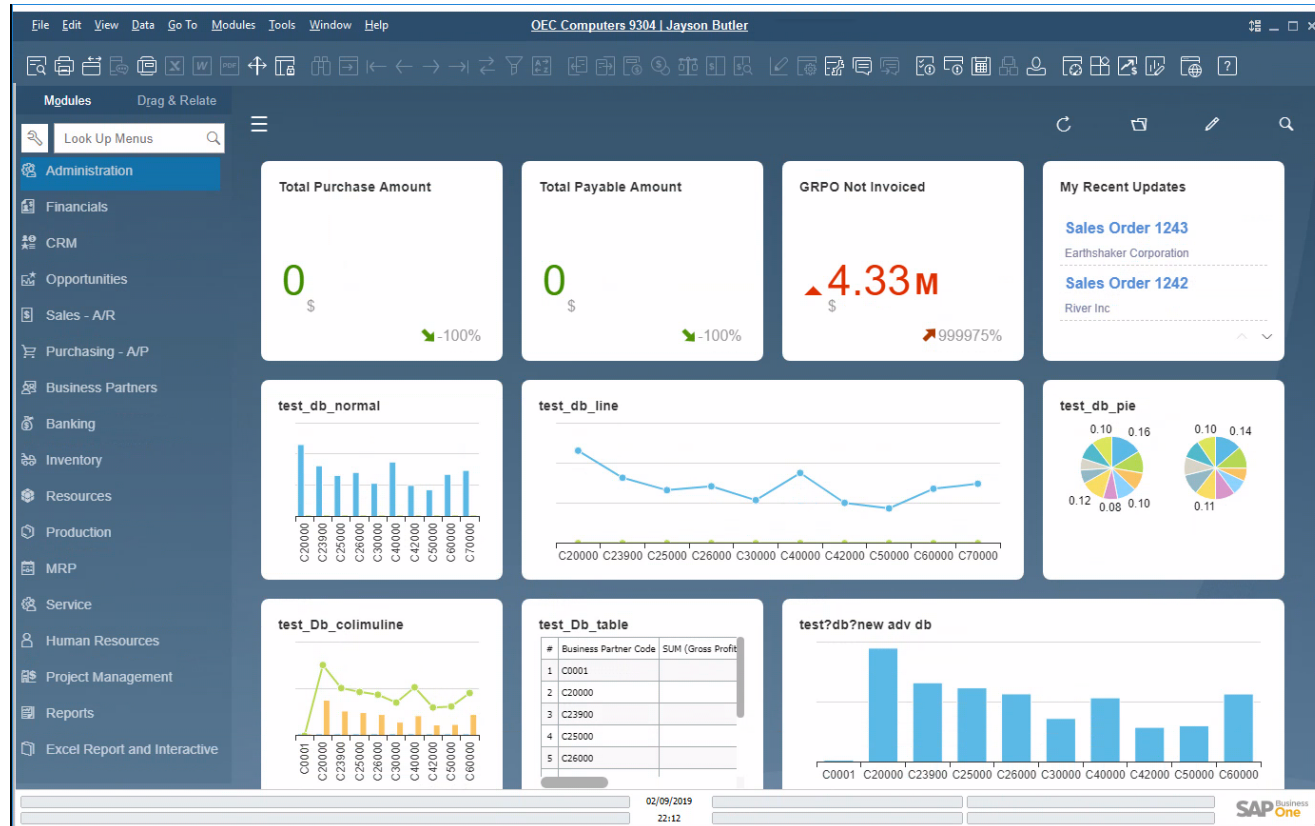
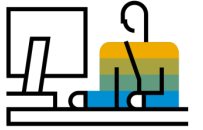
Feature	Description	Localization
User Codes in Change Log and Differences	News fields and columns are available for the <i>Change Log</i> (<i>Tools -> Change Log</i>) and <i>Differences</i> to display unique information listed by user code: <ul style="list-style-type: none">- <i>Updated By – User Code</i>- <i>Created By – User Code</i> SAP Note 3031630 (FP2105)	All

Usability

SAP Business One 10.0



New Skin Style - Belize Deep



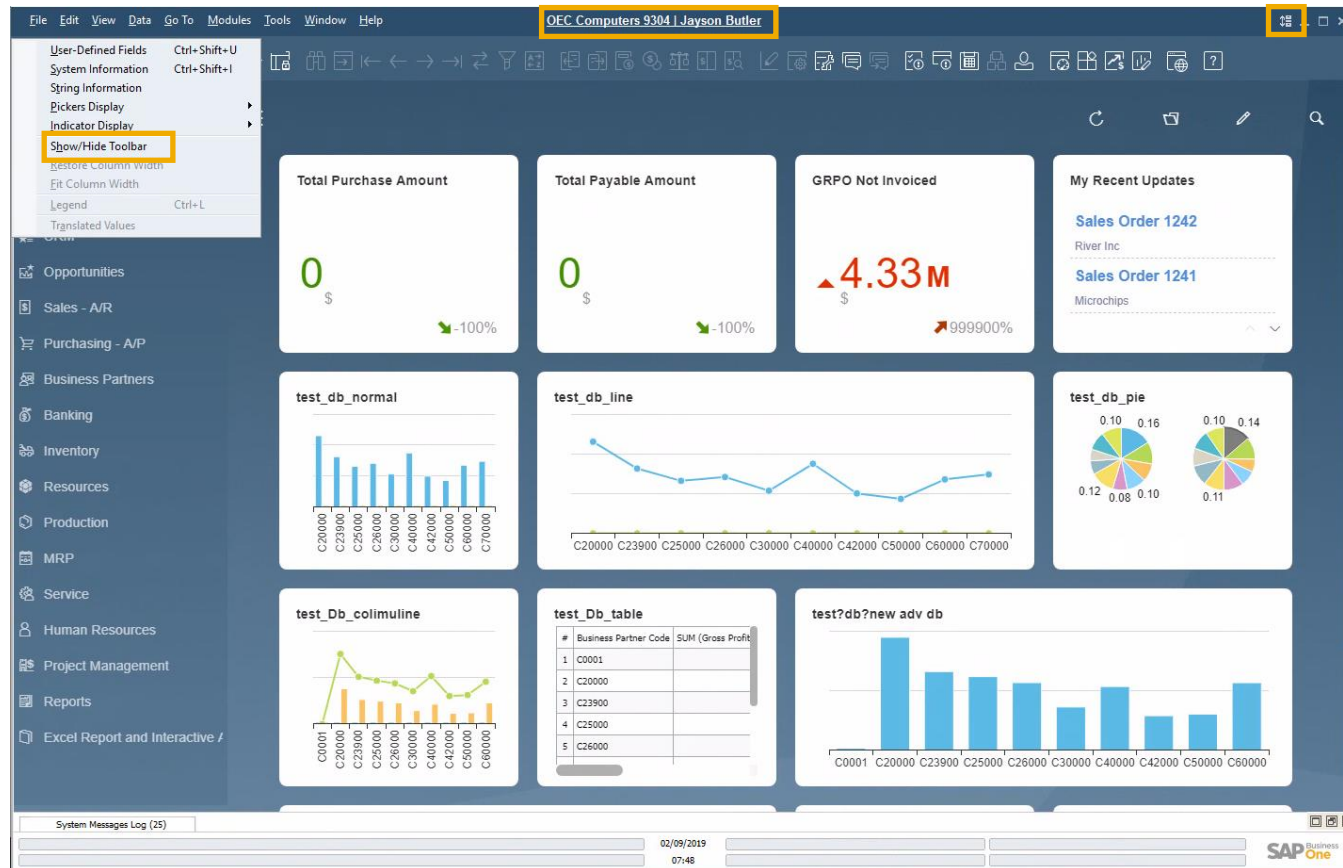
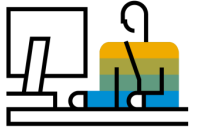
Feature

- New skin style “Belize Deep” is added to SAP Business One 10.0, version for SAP HANA.
- Inspired by the SAP Fiori design and following the Web Client look & feel
- Currently available when using the Fiori-Style Cockpit
- 4K monitors supported when using the Belize Deep skin style

Benefit

- Modern and fresh look and feel
- Harmonized user-experience for those who work with both SAP Business One and the Web Client

Enhanced User Interface



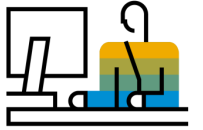
Feature

- New icon and menu option under the *View* menu enables the showing or hiding of the toolbar
- Users can enlarge working area by hiding the toolbar
- The company name and user name are clearly displayed at the top center of SAP Business One window; Click it to open the “*Choose Company*” window directly

Benefit

- Information about current company and logged-on user is displayed clearly
- Switching between company databases and users is one-click away

Alignment of Form Behavior



Document Generation Wizard

Customers
Choose the customers for whom you would like to perform the summary.

#	Customer Code	Customer Name	Control Account
1	C20000	Maxi-Teq	12100000-01-001-01
2	C23900	Parameter Technology	12100000-01-001-01
3	C25000	Star Company	12200000-01-001-01
4	C26000	River Inc	12100000-01-001-01
5	C30000	Microchips	12100000-01-001-01

General Settings

BP Budget Services Display Font & Bkgd Path Inventory Resources Cash Flow Cockpit Cost Accounting Pricing Hide Functions

Customer Activity Restrictions

Credit Limit
 Commitment Limit
 Consider Deliveries Balance

A/R Invoice
 Delivery
 Sales Order
 Pick List

Set Commission by

Sales Employees
 Items
 Customers

Approval Process

Enable Approval Process
 Enable Approval Process in DI
 Enable Updating the Document Generated/Updated by Approval Process
 Enable Originator to Update the Document Draft in Pending/Approved Status
 Enable Authorizer to Update Document Draft in Pending Status

Default Payment Method for Customer Incoming BT
Default Payment Method for Vendor Outgoing Checks
Submit Credit Vouchers Automatically
Default Dunning Term for Customer Standard

Payment Terms Preferences

Default Payment Term for Customer 2P10Net30
Default Payment Term for Vendor Net30
 Apply Changes in BP Fields to New Business Partners Only

Use Shipped Goods Account for Customer
 Display Inactive Business Partners in Reports
 Display Inactive Business Partners in Marketing Documents

Allow to Update Address ID
 Enable Data Ownership
Manage Data Ownership By Business Partner and Document

Blanket Agreements

Allow Multiple Blanket Agreements for Same Period
 Enable Updating Unit Price/Planned Quantity/Planned Amount in Blanket Agreement with Linked Documents

OK Cancel

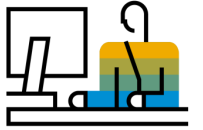
Feature

- Ability to resize and maximize form size is supported in:
Company Details, General Settings, Posting Periods, Print Preferences, Checks for Payment, Document Generation Wizard, Update Special Prices Globally, Trial Balance Revaluation, General Ledger, Layout and Sequence, Request for Generation Approval, Approval Stages, Export Transactions to SAP Business One, Payment Methods, Payment Terms, Query Authorization Groups, Report and Layout Manager, UDF - Field Data, Configuration Management, Cash Flow, Add-on Manager

Benefit

- Increased usability by avoiding scrolling, especially in busy forms
- Alignment with standard system form behavior

User Name in License & Add-On Administration



License Administration

License Server: 10.180.64.47 Port: 40000

Company: OEC Computers 9304 License: SAP-INTERN-SAP-INTERN(Global)

User Code	User Name	B1 User Type Licenses	Used	Available
_PSU_1	_PSU_1	B1INDIRECT HDB	<input type="checkbox"/>	0
_PSU_2	_PSU_2	SAP Business One Professional User	<input type="checkbox"/>	18
AlertSvc	AlertSvc	SAP AddOns	<input type="checkbox"/>	99995
B1i	B1i			
manager	Jayson Butler			
Workflow	Workflow			

Add-On Administration

Company Preferences | User Preferences

User Code	User Name	ID	Add-Ons	Version	Preferences	Platform
_PSU_1	_PSU_1					
_PSU_2	_PSU_2					
Workflow	Workflow					
AlertSvc	AlertSvc					
B1i	B1i					
manager	Jayson Butler					

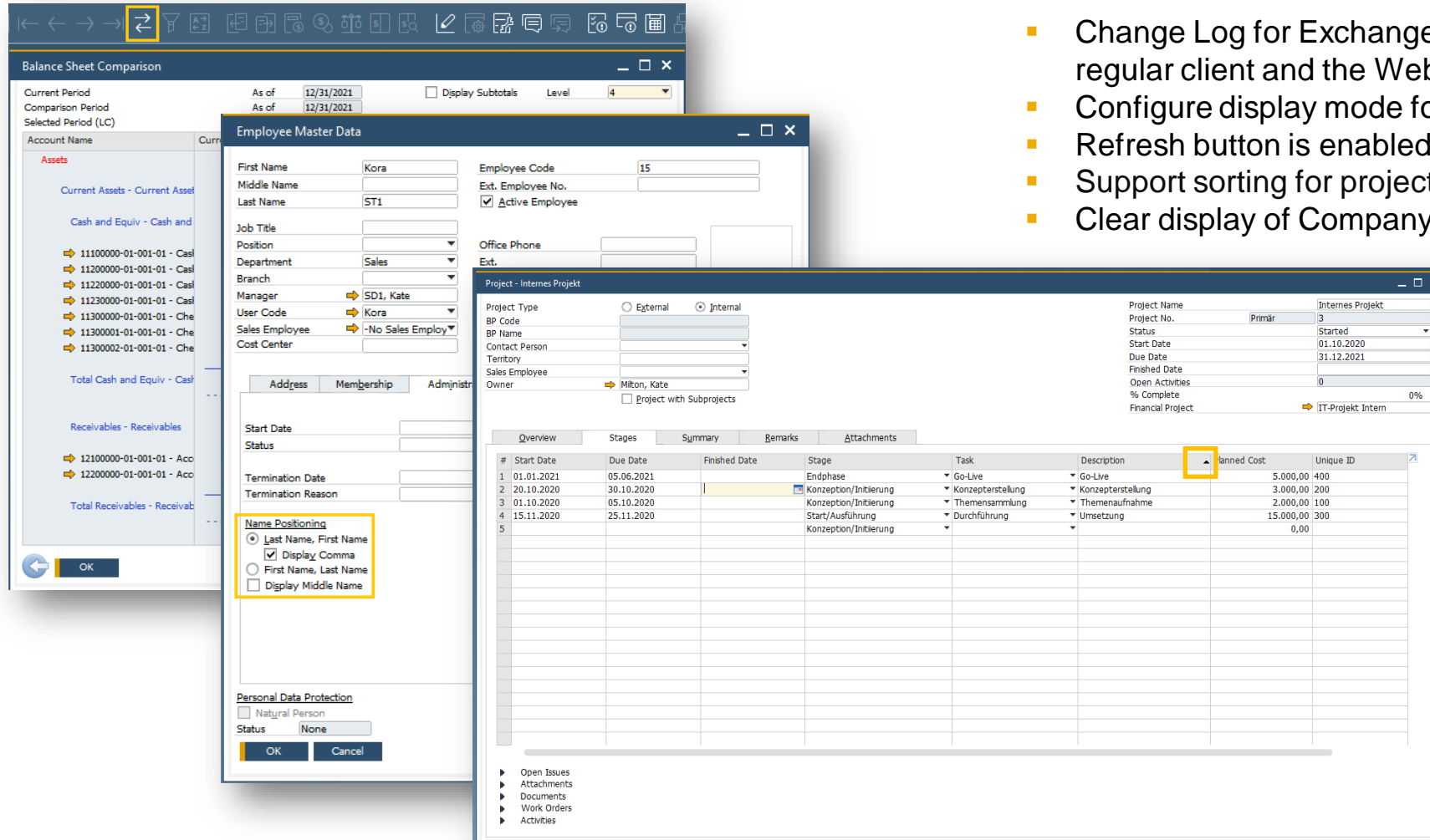
Feature

- A new column for displaying the *User Name* is added to the *Allocation* and *Assignment* tabs in **License Administration** window and to the *User Preferences* tab in **Add-on Administration** window
- Filtering according to *User Name* field is now possible within both forms
- Sorting by *User Name* is supported in the License Administration window

Benefit

- Enhanced clarity and transparency of the user's identity by displaying the user name supports accurate license allocation and add-on administration

Business Process Enhancements



The screenshot displays three overlapping SAP windows. The top window is 'Balance Sheet Comparison', showing account names and a list of assets. The middle window is 'Employee Master Data' for 'Kora', with fields for name, employee code, and department. The bottom window is 'Project - Internes Projekt', showing project details and a table of stages.


#	Start Date	Due Date	Finished Date	Stage	Task	Description	Planned Cost	Unique ID
1	01.01.2021	05.06.2021		Endphase	Go-Live	Go-Live	5.000,00	400
2	20.10.2020	30.10.2020		Konzeption/Initiierung	Konzepterstellung	Konzepterstellung	3.000,00	200
3	01.10.2020	05.10.2020		Konzeption/Initiierung	Themensammlung	Themenaufnahme	2.000,00	100
4	15.11.2020	25.11.2020		Start/Ausführung	Durchführung	Umsetzung	15.000,00	300
5				Konzeption/Initiierung			0,00	

- Change Log for Exchange Rates lists changes made in the regular client and the Web client
- Configure display mode for Employee Name
- Refresh button is enabled for Balance Sheet Comparison Report
- Support sorting for project stages
- Clear display of Company Name in minimized client window

Feature	Description	Localization
<p>Hide Locked User</p>	<p>A new checkbox 'Hide Locked User' is available in the <i>Add-on Administration, UI Configuration Template, Alerts Management, and Copy Form Settings (Users – Setup)</i> windows. SAP Note 2970933 (FP2011)</p>	<p>All</p>
<p>Add Queries to SAP Business One Menu</p>	<p>Queries can be added to the SAP Business One menu via the <i>Query Manager</i> window choosing the <i>Assign to Menu</i> option. In the <i>Query Menu Registration</i> window select the <i>Menu Item</i> checkbox and specify the details where this query should be positioned. The display of the query is related to the user's authorization. SAP Note 2970958 (FP2011)</p>	<p>All</p>
<p>Import User-Defined Tables (UDT) from Microsoft Excel</p>	<p>User-Defined Tables (UDT) can be imported from Microsoft Excel. In the <i>Data Type to Import</i> dropdown list the entry <i>User-Defined Tables</i> is available based on the UDT form authorization. SAP Note 2970949 (FP2011)</p>	<p>All</p>

Financial Management

SAP Business One 10.0



Drill Down to G/L Account in Financial Reports



Profit and Loss Statement

Date From: 01/01/2019 To: 31/12/2019

Display Subtotals Level: 4

Hide Titles

Account Name	Balance	Year-to-Date
Cost of Sales		
Cost of Goods - Cost of Goods Sold		
COGS - Cost of Goods Sold		
⇒ 5:100000-01-001-01 - COGS - Domestic (HO, USA, GA)	(10,721.34) \$	(10,721.34) \$
Total COGS - Cost of Goods Sold	(10,721.34) \$	(10,721.34) \$
Cost Variances - Cost of Goods Sold Variances		
⇒ 5:300000-01-001-01 - Gain/Loss Inventory Variance (HO, USA, GA)	1,000.00 \$	1,000.00 \$
⇒ 5:400000-01-001-01 - Gain/Loss Price Variance (HO, USA, GA)	(750.00) \$	(750.00) \$
Total Cost Variances - Cost of Goods Sold Variances	250.00 \$	250.00 \$
Total Cost of Goods - Cost of Goods Sold	(10,471.34) \$	(10,471.34) \$
Total Cost of Sales	(10,471.34) \$	(10,471.34) \$
Gross Profit	22,212.41 \$	22,212.41 \$
Expenses		
General Expense - General Expenses		
Travel Expenses - Travel Expenses		

← OK

Feature

- Golden arrows are added next to the account codes in financial reports allowing users to drill down into the account record within the *Chart of Accounts*
- Available in *Balance Sheet*, *Trial Balance*, and *Profit and Loss Statement*

Benefit

- Direct access to account details and account balance of relevant accounts increases usability and transparency
- Streamlined with standard system behavior

Posting Periods Enhancements



The screenshot shows the 'Posting Periods' window with a table of periods and a 'Posting Period' dialog box. The table has columns for #, Period Code, Period Name, Period Status, Posting Date (From, To), and Due Date (From, To). The dialog box has fields for Period Code, Period Name, Sub-Periods, No. of Periods, Period Indicator, Period Status, Dates (Posting Date From, Due Date From, Document Date From), Start of Fiscal Year, and Fiscal Year. The 'Due Date From' field is highlighted in orange.

#	Period Code	Period Name	Period Status	From	To	From	To
168	2019-12	2019-12	Unlocked	01/12/2019	31/12/2019	01/01/2019	31/12/2019
167	2019-11	2019-11	Unlocked	01/11/2019	30/11/2019	01/01/2019	31/12/2019
166	2019-10	2019-10	Unlocked	01/10/2019	31/10/2019	01/01/2019	31/12/2019
165	2019-09	2019-09	Unlocked	01/09/2019	30/09/2019	01/01/2019	31/12/2019
164	2019-08	2019-08	Unlocked	01/08/2019	31/08/2019	01/01/2019	31/12/2019
163	2019-07	2019-07	Closing Period	01/07/2019	31/07/2019	01/01/2019	31/12/2019
162	2019-06	2019-06	Closing Period	01/06/2019	30/06/2019	01/01/2019	31/12/2019
161	2019-05	2019-05	Closing Period	01/05/2019	31/05/2019	01/01/2019	31/12/2019
160	2019-04	2019-04	Closing Period	01/04/2019	30/04/2019	01/01/2019	31/12/2019
159	2019-03	2019-03	Closing Period	01/03/2019	31/03/2019	01/01/2019	31/12/2019
158	2019-02	2019-02	Closing Period	01/02/2019	28/02/2019		
157	2019-01	2019-01	Closing Period	01/01/2019	31/01/2019		
156	2018-12	2018-12	Closing Period	01/12/2018	31/12/2018		
155	2018-11	2018-11	Closing Period	01/11/2018	30/11/2018		
154	2018-10	2018-10	Closing Period	01/10/2018	31/10/2018		
153	2018-09	2018-09	Closing Period	01/09/2018	30/09/2018		
152	2018-08	2018-08	Closing Period	01/08/2018	31/08/2018		

Dialog Box Fields:

- Period Code: 2020
- Period Name: 2020
- Sub-Periods: Months
- No. of Periods: 12
- Period Indicator: Default
- Period Status: Unlocked
- Dates: Posting Date From: 01/01/2020 To: 31/12/2020; Due Date From: 01/01/2020 To: 31/01/2021; Document Date From: 01/01/2020 To: 31/12/2020
- Start of Fiscal Year: 01/01/2020
- Fiscal Year: 2020

Feature

- A new checkbox added to the Posting Periods window enables to define the default “*Due Date To*” to be set when creating new posting periods
- The sorting of columns is now possible within the Posting Periods form
- Filtering is now possible within the Posting Periods form
- The *Find* field allows for quick free-text searching

Benefit

- Simplifies and streamlines the creation of new financial periods
- Enhanced usability of the Posting Periods table, highly significant for businesses with long list of posting periods

Extend Journal Entry Remarks to 254 Characters and Increase Length of Ref. 3 Fields

FP2008 Update



Journal Entry

Series	Number	Posting Date	Due Date	Doc. Date	Remarks	
Primary	5632	02/09/2019	02/09/2019	02/09/2019		
Origin	Origin No.	Trans. No.	Template Type	Template	Indicator	Project
Trans. Code	Ref. 1	Ref. 2	Ref. 3			

Remarks (254 Characters)

Journal Entry

Series	Number	Posting Date	Due Date	Doc. Date	Remarks	
Primary	6560	20.10.20	20.10.20	20.10.20		
Origin	Origin No.	Trans. No.	Template Type	Template	Indicator	Project
Trans. Code	Ref. 1	Ref. 2	Ref. 3			

Blanket Agreement

Contents Attachments

Expand Editing Mode

#	G/L Acct/BP ...	G/L Acct/BP Name	Debit	Credit	Rem...	Ref. 1	Ref. 2	Ref. 3	Tax Group	Federal Tax
1										

Reference 3 (100 Characters)

Feature

- The Remarks field in Journal Entry is extended and may contain up to 254 characters
- The length of the *Ref. 3* fields in the header and rows are increased to 100 characters (**FP2008**)
See SAP Note [2949589](#)

Benefit

- Allows to enter more detailed information related to the journal entry
- The alignment with Remarks field size in marketing documents fully supports setting it as reference fields, while previously, remarks >50 characters would cut-off when copied to the Remarks in Journal Entry

Period End Closing - Journal Entry Series

FP2108 Update



#	Approved	Control Account	G/L Acct/BP Code	G/L Acct/BP Name	Currency	Balance (L)	Balance (SC)
1	<input type="checkbox"/>	8120	8120	Umsatz Drittland - steuerfr. §4 Nr.1a,2-7 UStG	EUR	-31.601,69	-31.601,69
2	<input type="checkbox"/>	8125	8125	Umsatz EU - steuerfreie innergem. Lieferungen	EUR	-13.929,60	-13.929,60
3	<input type="checkbox"/>	8400	8400	Erlöse 16% USt / 19% USt	EUR	-128.396,62	-128.396,62
4	<input type="checkbox"/>	8730	8730	Gewährte Skonti	EUR	969,83	969,83
5	<input type="checkbox"/>	2660	2660	Erträge aus Kursdifferenzen	EUR	-144,58	-144,58
						-173.102,66	-173.102,66

Requirement

- Consistent document numbering in the accounting through the same accounting period,
- French legal requirement for legal audit.

Solution

- Setting for the Journal Entry series for different accounting periods are enabled for Closing and Opening Balances in the Period End Closing Utility,
- Setting for the Journal Entry series in Exchange Rate Differences Report,
- Setting for the Journal Entry series in Conversion Differences,
- Enabled to all localizations.
- SAP Note: [3084579](#)

Fixed Assets Enhancement

FP2108 Update



The image shows two SAP screenshots. The top screenshot is the 'Account Determination - Setup' dialog for account code 1006 (Betriebsausstattung). A table lists various account types and codes, with the 'Revaluation Account' (code 0400) highlighted in yellow. The bottom screenshot is the 'Depreciation Types - Setup' dialog for code 0000 (Keine Abschreibung). The 'Round Year End Book Value' checkbox is checked, and a dropdown menu is open showing 'Round Up to Integer' selected, also highlighted in yellow.

#	Type of Account	Account Code	Account Name
	Asset Balance Sheet Account	0400	Betriebsausstattung
	Acquisition Clearing Account	2307	Verrechnungskonto Anlagen Zu
	Revaluation Account	0400	Betriebsausstattung
	Revaluation Reserve		
	Revaluation Reserve Clearing		
	Ordinary Depreciation	4830	Abschr. Sachanlagen
	Accumulated Ordinary Depr.	2183	WB - Sachanlagen
	Unplanned Depreciation	4840	Abschr. außerplanmäßig Sachan
	Accumulated Unplanned Depr.	2184	WB - Außerplanm. Abschr. Sach
	Special Depreciation	4850	Sonderabschreibungen Sachanl
	Accumulated Special Depr.	2185	WB - Sonderabschr. Sachanlage

Field	Value
Code	0000
Description	Keine Abschreibung
Method	No Depreciation
Calculation Base	Yearly
Remaining Book Value	0,00
Salvage Value Percentage	0,0000
Depreciation Convention	Acquisition
Depreciation Method	Pro Rata Temporis
Retirement	Pro Rata Temporis
Transfer from Source Asset	Pro Rata Temporis
Transfer To Target Asset	Pro Rata Temporis
Valid From	01.01.1900
Valid To	31.12.2103

Requirements

- Specific G/L account for the Revaluation transactions of Fixed Assets should be used,
- Round fixed assets book value up or down of the whole amount.

Solution

- New Revaluation Account is introduced on Fixed Assets Account Determination,
- Default value: the same as Asset Balance Sheet Account,
- New rounding methods for the Year End Book Value.
- SAP Note: [3083952](#)

Financial Management

FP2008 Update



Feature	Description	Localization
Warn Message Before Adding Manual Journal Entries	When adding a manual <i>Journal Entry</i> a system message appears to warn that journal entries cannot be changed after adding them. SAP Note 2923187 (FP2008)	All



Feature	Description	Localization
Updating Reference Field in Journal Entries with Locked Posting Periods	Update of the <i>Remarks, Ref1, Ref2, Ref3</i> , and User-Defined Fields in journal entries with locked posting periods is enabled. SAP Note 2968895 (FP2011)	All
Bank Statement Processing (BSP) Enhancements	<p>In the <i>Bank Statement Row – Details: Expanded</i> window, for bank statement rows whose posting method is <i>Business Partner from/to Bank Account</i>:</p> <ul style="list-style-type: none"> - Distribution rules can be defined - Sales and purchase orders can be added using the <i>Add Open Documents</i> window. BSP will create down payment invoices or requests based on the orders <p>In the <i>Bank Statement Details</i> window:</p> <ul style="list-style-type: none"> - For bank statement rows whose posting method is <i>Business Partner from/to Bank Account</i>, and for which any document is selected, the control account can be defined - When you have selected the checkbox <i>No Validation for Starting/Ending Balance</i> in the <i>House Bank Accounts - Setup</i> window, the bank statement can be finalized even if the difference does not equal zero; and the starting balance of your current bank statement can be different to the ending balance of the previous one <p>See more details in SAP Note 2980038 (FP2011)</p>	All

Financial Management

FP2102 Update




Feature	Description	Localization
Bank Statement Processing (BSP) Enhancements	<p>In the <i>Bank Statement Row – Details: Expanded</i> window, the values in the <i>Applied Amt - Payment Currency</i> column can be updated.</p> <p>In the Bank Statement Details window, order currency can be different from the local currency.</p> <p>See more details in SAP Note 3031178 (FP2102)</p>	All



Feature	Description	Localization
<p>Refresh Function in Financial Reports Enabled</p>	<p>The latest refreshed report will be displayed after clicking the <i>Refresh</i> button. The refresh functionality is available for</p> <ul style="list-style-type: none"> - <i>Financials -> Financial Reports -> Accounting -> General Ledger</i> - <i>Financials -> Financial Reports -> Accounting -> G/L Accounts and Business Partner</i> <p>SAP Note 3047700 (FP2105)</p>	<p>All</p>
<p>Bank Statement Processing (BSP) Enhancements</p>	<p>When import a bank statement with multiple reference numbers with commas in between in the <i><Ustrd></i> field of the bank file, those numbers will be separated according to the commas as multiple rows in the <i>Multiple Payments</i> window.</p> <p>User-Defined Fields (UDFs) can be added as columns in the <i>Bank Statement Summary</i> window with the new entry <i>Bank Statement Processing– Header</i></p> <p>The <i>Create Down Payment in Bank Statement Processing</i> dropdown list for sales and purchase orders on the <i>Per Document</i> tab of the <i>Document Settings</i> window is now available for the Israel localization.</p> <p>See more details in SAP Note 3055456 (FP2105)</p>	<p>All</p>

Localization

SAP Business One 10.0



New UK (Brexit) Localization

FP2008 Update



The screenshot shows the 'Create New Company' dialog box with the following fields and options:

- Trial Version
- Company Name:
- Database Name:
- Copy User-Defined Fields and Tables
- Copy User-Defined Objects
- License:
- Local Settings:
- Chart of Accounts:
- Base Language:
- Define Posting Periods:
- Buttons:

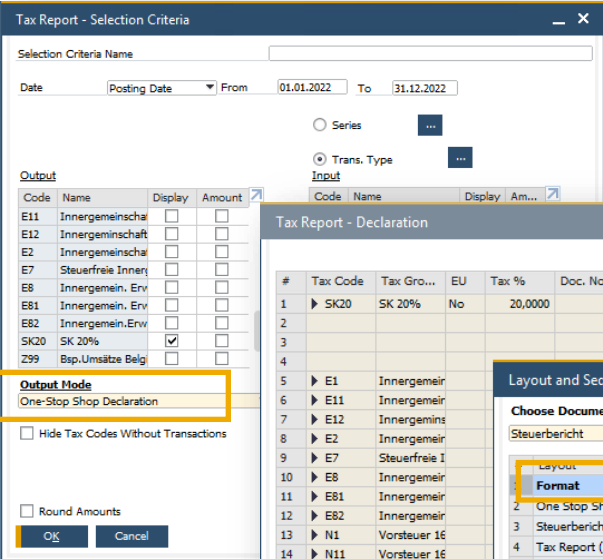
Feature

- New localization introduced for *United Kingdom of Great Britain and Northern Ireland* to support post-Brexit
- In this localization *Make Tax Digital* and *Extended Tax Reporting* are set by default
- See SAP Note [2519116](#)
- *Localization Migration Utility (FP2008)*
See SAP Note [2912598](#)

Benefit

- Smooth transition from pre-Brexit GB Localization to the new UK Localization

EU - One Stop Shop Enhancement



Tax Report - Selection Criteria

Selection Criteria Name

Date Posting Date From 01.01.2022 To 31.12.2022

Series

Trans. Type

Input

Output

Code	Name	Display	Amount
E11	Innergemeinschaft	<input type="checkbox"/>	<input type="checkbox"/>
E12	Innergemeinschaft	<input type="checkbox"/>	<input type="checkbox"/>
E2	Innergemeinschaft	<input type="checkbox"/>	<input type="checkbox"/>
E7	Steuerfreie Innerg.	<input type="checkbox"/>	<input type="checkbox"/>
E8	Innergemein. Erv.	<input type="checkbox"/>	<input type="checkbox"/>
E81	Innergemein. Erv.	<input type="checkbox"/>	<input type="checkbox"/>
E82	Innergemein. Erv.	<input type="checkbox"/>	<input type="checkbox"/>
SK20	SK 20%	<input checked="" type="checkbox"/>	<input type="checkbox"/>
Z99	Bsp. Umsätze Belg.	<input type="checkbox"/>	<input type="checkbox"/>

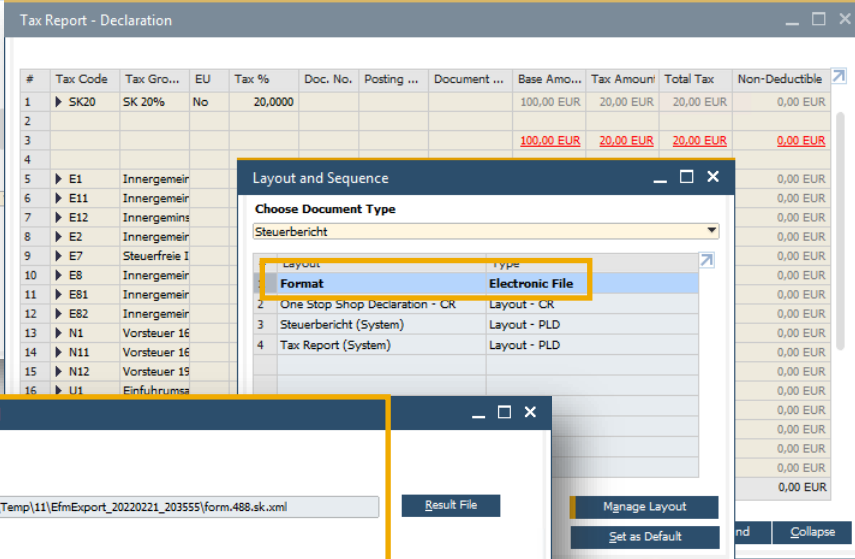
Output Mode

One-Stop Shop Declaration

Hide Tax Codes Without Transactions

Round Amounts

OK Cancel



Tax Report - Declaration

#	Tax Code	Tax Gro...	EU	Tax %	Doc. No.	Posting ...	Document ...	Base Amo...	Tax Amount	Total Tax	Non-Deductible
1	SK20	SK 20%	No	20,0000				100,00 EUR	20,00 EUR	20,00 EUR	0,00 EUR
2											
3								100,00 EUR	20,00 EUR	20,00 EUR	0,00 EUR
4											
5	E1	Innergemein.									0,00 EUR
6	E11	Innergemein.									0,00 EUR
7	E12	Innergemein.									0,00 EUR
8	E2	Innergemein.									0,00 EUR
9	E7	Steuerfreie I									0,00 EUR
10	E8	Innergemein.									0,00 EUR
11	E81	Innergemein.									0,00 EUR
12	E82	Innergemein.									0,00 EUR
13	N1	Vorsteuer 16									0,00 EUR
14	N11	Vorsteuer 16									0,00 EUR
15	N12	Vorsteuer 15									0,00 EUR
16	U1	Einfuhrumsa									0,00 EUR

Layout and Sequence

Choose Document Type

Steuerbericht

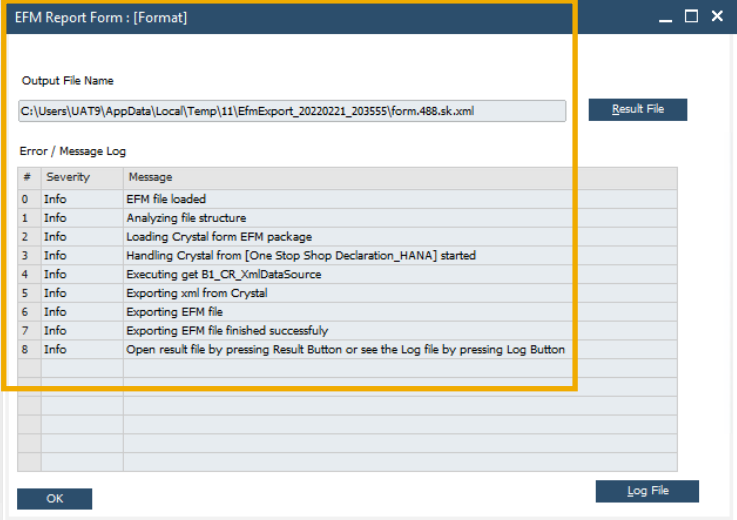
Layout	Type
One Stop shop Declaration - CR	Layout - CR
Steuerbericht (System)	Layout - PLD
Tax Report (System)	Layout - PLD

Format Electronic File

Manage Layout

Set as Default

Log File



EFM Report Form : [Format]

Output File Name

C:\Users\UAT9\AppData\Local\Temp\11\EfmExport_20220221_203555\form.488.sk.xml

Result File

Error / Message Log

#	Severity	Message
0	Info	EFM file loaded
1	Info	Analyzing file structure
2	Info	Loading Crystal form EFM package
3	Info	Handling Crystal from [One Stop Shop Declaration_HANA] started
4	Info	Executing get B1_CR_XmlDataSource
5	Info	Exporting xml from Crystal
6	Info	Exporting EFM file
7	Info	Exporting EFM file finished successfully
8	Info	Open result file by pressing Result Button or see the Log file by pressing Log Button

OK Log File

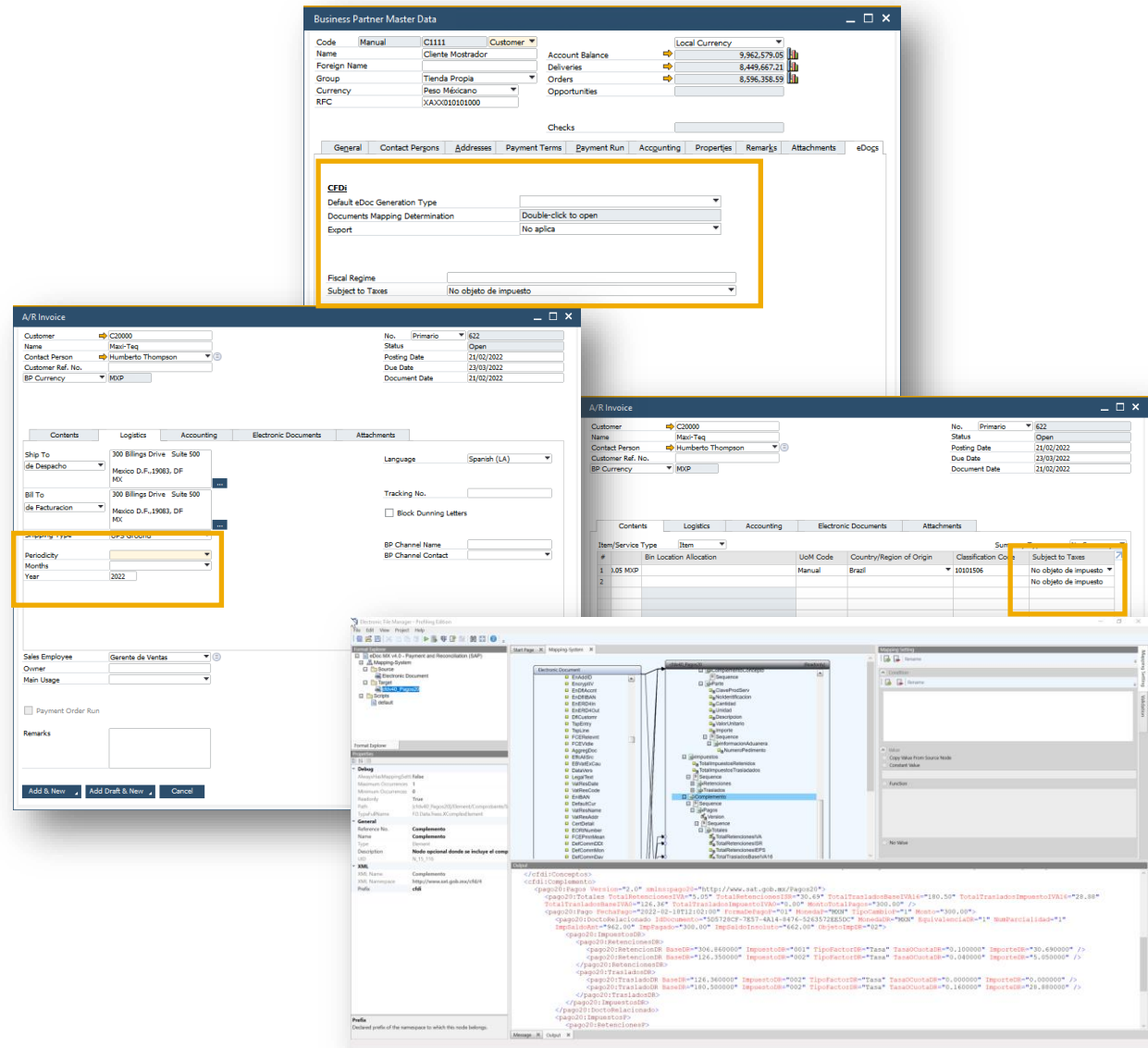
Requirement

- Reporting of the specific transactions relates to the OSS tax regime,
- Possibility to have the output in electronic format.

Solution

- Separate output regime available in the Tax Report,
- New Electronic File Manager mapping file created in format of print layout,
- Enabled to all EU localizations.
- SAP Note: [3143352](https://support.sap.com/en/notes/3143352)

Mexico - Electronic Invoice CFDI 4.0 - eDoc



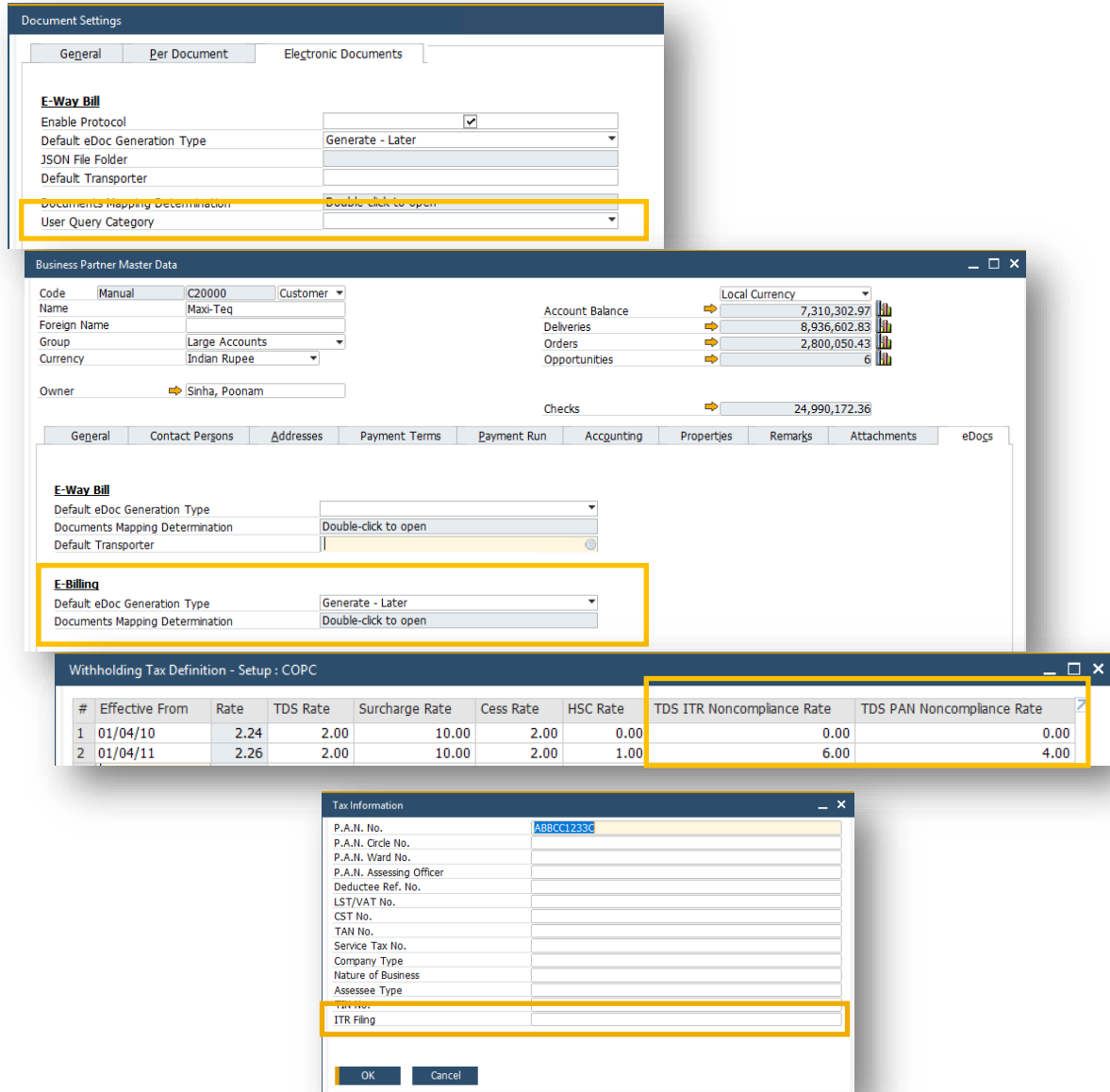
Requirement

- Enhancement of the eDocuments, ePayments/eReconciliations to version 4.0,
- Adjustment in the electronic documents cancellation process
- Mexican legal requirement for eDocuments processing.

Solution

- New parameters added to Business Partner Master data and document level,
- Enhancements of the Electronic File Manager mapping files for eDocuments and ePayments/eReconciliations,
- Enhancements of the eDocuments cancellation process
- Enabled to MX localization.
- SAP Note: [3129890](#)

India Localization Enhancements



Document Settings

General | Per Document | Electronic Documents

E-Way Bill

Enable Protocol

Default eDoc Generation Type: Generate - Later

JSON File Folder

Default Transporter

Documents Mapping Determination: Double-click to open

User Query Category

Business Partner Master Data

Code: Manual C20000 Customer

Name: Maxi-Teq

Foreign Name

Group: Large Accounts

Currency: Indian Rupee

Owner: Sinha, Poonam

Account Balance: 7,310,302.97

Deliveries: 8,936,602.83

Orders: 2,800,050.43

Opportunities: 6

Checks: 24,990,172.36

E-Way Bill

Default eDoc Generation Type

Documents Mapping Determination: Double-click to open

Default Transporter

E-Billing

Default eDoc Generation Type: Generate - Later

Documents Mapping Determination: Double-click to open

Withholding Tax Definition - Setup : COPC

#	Effective From	Rate	TDS Rate	Surcharge Rate	Cess Rate	HSC Rate	TDS ITR Noncompliance Rate	TDS PAN Noncompliance Rate
1	01/04/10	2.24	2.00	10.00	2.00	0.00	0.00	0.00
2	01/04/11	2.26	2.00	10.00	2.00	1.00	6.00	4.00

Tax Information

P.A.N. No.: ABBC1233C

P.A.N. Circle No.

P.A.N. Ward No.

P.A.N. Assessing Officer

Deductee Ref. No.

LST/VAT No.

CST No.

TAN No.

Service Tax No.

Company Type

Nature of Business

Assessee Type

ITR Filing

OK Cancel

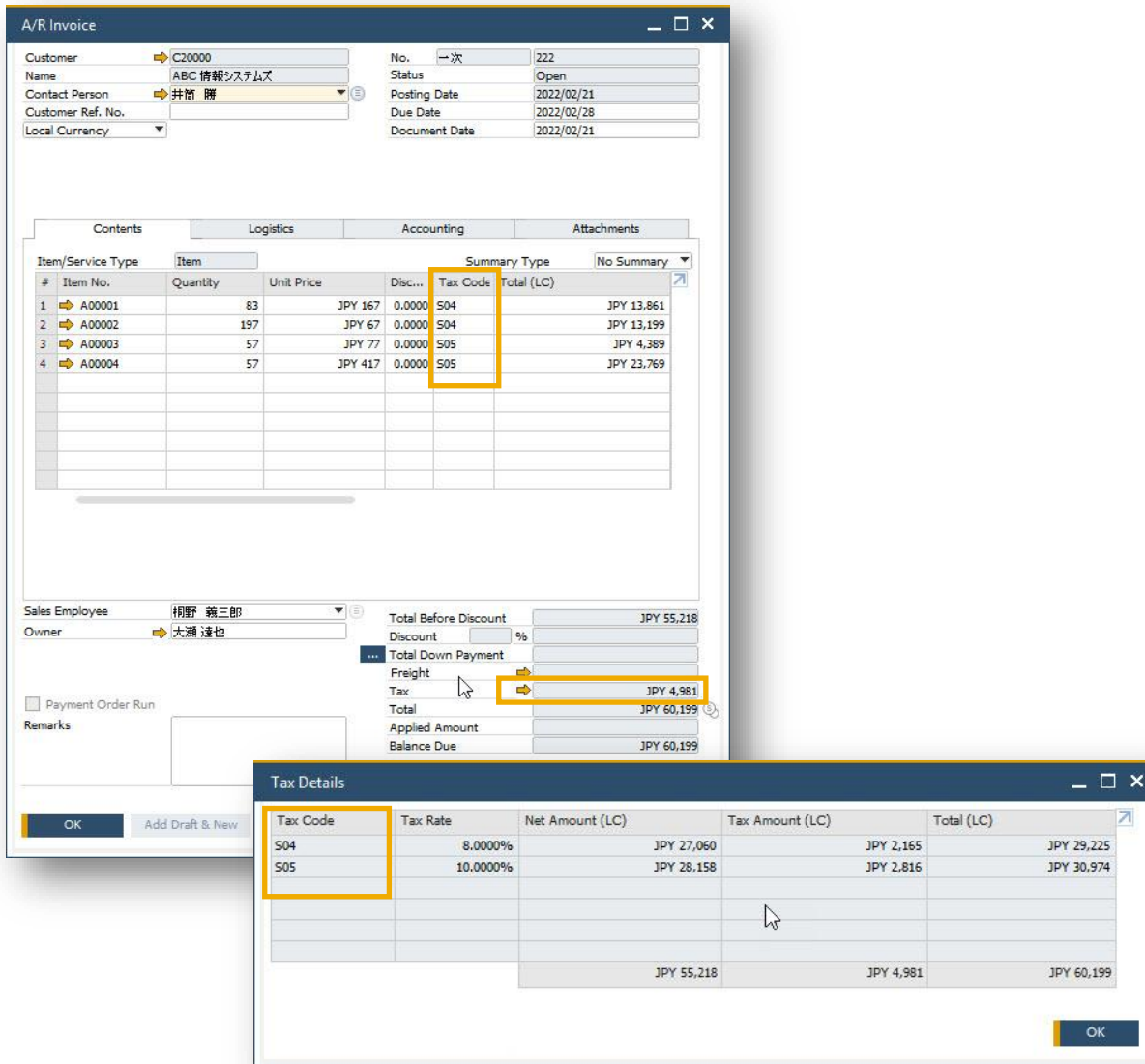
Requirements

- E Way Bill enhancement: default values, protocol setup
- E Bill enhancement: default protocol for the BP
- Higher TDS/TCS Rate

Solution

- Default values in E Way Bill form, User Query Category is added to the protocol setup, HSN fields are exposed in DI API
- SAP Note: [3147725](#)
- E Bill protocol can be set in BP master Data
- SAP Note: [3147739](#)
- New rates are added to the Withholding Tax setup, in case P.A.N/ITR are not set, the higher rate will be used,
- SAP Note: [3142500](#)

Japan - Qualified Invoice Method



The screenshot displays the SAP A/R Invoice form. The 'Contents' tab is active, showing a table of items with columns for Item No., Quantity, Unit Price, Disc., Tax Code, and Total (LC). Tax codes S04 and S05 are highlighted in yellow. Below the table, the 'Sales Employee' is '桐野 義三郎' and the 'Owner' is '大瀬 達也'. The 'Total Before Discount' is JPY 55,218, and the 'Tax' is JPY 4,981. A 'Tax Details' dialog box is open, showing a table of tax calculations for S04 and S05.

Item/Service Type	Item	Quantity	Unit Price	Disc...	Tax Code	Total (LC)
1	A00001	83	JPY 167	0.0000	S04	JPY 13,861
2	A00002	197	JPY 67	0.0000	S04	JPY 13,199
3	A00003	57	JPY 77	0.0000	S05	JPY 4,389
4	A00004	57	JPY 417	0.0000	S05	JPY 23,769

Tax Code	Tax Rate	Net Amount (LC)	Tax Amount (LC)	Total (LC)
S04	8.0000%	JPY 27,060	JPY 2,165	JPY 29,225
S05	10.0000%	JPY 28,158	JPY 2,816	JPY 30,974
		JPY 55,218	JPY 4,981	JPY 60,199

Requirement

- Tax calculation on documents to be done per specific Tax Code.
- Amounts visualized per Tax Code on the form as well as in a new Print Layout.
- Monthly Invoice to follow the same rules and create correction entry if needed.

Solution

- Tax Details calculated per Tax Code provided under link from Marketing Document header.
- New Print Layouts for Marketing Documents and Monthly Invoice containing Tax Details.
- Monthly Invoice recalculates Taxes by Tax Code and creates an adjustment transaction if needed.
- Further enhancements related to Monthly Invoice.
- See SAP Note [3143362](#) for more details.

Argentina - Withholding Tax (Perception) in the Automatic Credit Memo



FP2202 Update

#	Crédito/ND por descuento	Asignable a	Jurisdicción de envío desde	Jurisdicción de envío hasta	Pago a plazos	Calculate in automatic credit memo
1		SN y Artículo	All	All	Aplicar todo el impuesto en el primer pago	<input checked="" type="checkbox"/>
2		SN y Artículo	All	All	Aplicar todo el impuesto en el primer pago	<input checked="" type="checkbox"/>
3		SN y Artículo	All	All	Aplicar todo el impuesto en el primer pago	<input checked="" type="checkbox"/>
4		SN y Artículo	All	All	Aplicar todo el impuesto en el primer pago	<input checked="" type="checkbox"/>
5		SN y Artículo	All	All	Aplicar todo el impuesto en el primer pago	<input checked="" type="checkbox"/>
6		SN	All	All	Aplicar todo el impuesto en el primer pago	<input checked="" type="checkbox"/>
7		SN	Ciudad Autónoma de Buenos Aires	Ciudad Autónoma de Buenos Aires	Aplicar todo el impuesto proporcionalme	<input checked="" type="checkbox"/>
8		SN	Ciudad Autónoma de Buenos Aires	Ciudad Autónoma de Buenos Aires	Aplicar todo el impuesto proporcionalme	<input checked="" type="checkbox"/>
9		SN	Ciudad Autónoma de Buenos Aires	Ciudad Autónoma de Buenos Aires	Aplicar todo el impuesto proporcionalme	<input checked="" type="checkbox"/>
10		SN	Ciudad Autónoma de Buenos Aires	Ciudad Autónoma de Buenos Aires	Aplicar todo el impuesto proporcionalme	<input checked="" type="checkbox"/>
11		SN	Ciudad Autónoma de Buenos Aires	Ciudad Autónoma de Buenos Aires	Aplicar todo el impuesto proporcionalme	<input checked="" type="checkbox"/>
12		SN	Ciudad Autónoma de Buenos Aires	Ciudad Autónoma de Buenos Aires	Aplicar todo el impuesto proporcionalme	<input checked="" type="checkbox"/>
13	de Crédito completas	SN	Buenos Aires	Buenos Aires	Aplicar todo el impuesto proporcionalme	<input checked="" type="checkbox"/>
14		SN y Artículo	All	All	Aplicar todo el impuesto proporcionalme	<input checked="" type="checkbox"/>

Requirements

- There should be a possibility to set withholding tax (perception) in that way that it will not be calculated in the automatic credit memo

Solution

- New setting in the Withholding Tax – Setup window,
- In case the new setting is ticked off the tax is not determined in the automatic Credit Memo created by Payment,
- SAP Note: [3151644](#)

The screenshot displays two SAP windows side-by-side. The left window is 'A/R Invoice' and the right is 'A/R Credit Memo'. Both windows show a 'Withholding Tax Table' at the bottom. In the invoice window, the table has two rows: P001 (Percepcion IVA Regimen General 21% VAT Withholding, Rate 3) and P002 (Percepcion IVA Regimen General 10.5% VAT Withholding, Rate 1,5). In the credit memo window, the table has one row: P001 (Percepcion IVA Regimen General 21% VAT Withholding, Rate 3). A yellow arrow points from the P001 entry in the invoice window to the P001 entry in the credit memo window, indicating that the 10.5% tax is not present in the credit memo.

Items Country of Origin Tracing (EU)

FP2208 Update



The top screenshot shows the 'Intrastat Configuration' dialog box. The 'General' tab is active, and the checkbox 'Track Country of Origin for Items' is highlighted with a red box. Other fields include VAT Reg. No. of Trader (DE499003845), Intrastat Declaration Office, and various tax office identifiers.

The middle screenshot shows an 'AP Invoice' window. The 'Contents' tab is active, displaying a table of items. The first item is 'A00001 J.B. Multifunktionsdrucker 1420' with a quantity of 100. A context menu is open over the item, and the 'Assigned Country of Origin' option is selected. A sub-dialog box titled 'Assigned Country of Origin' shows a list of countries with their respective quantities: Burkina-Faso (30,000) and Andorra (70,000).

Requirement

- Manage Items Country of Origin for proper reporting in the Intrastat

Solution

- Enable assigning Country of Origins to Intrastat relevant items in the Marketing Documents lines
- Track Items Country of Origin by quantity in all documents
- Enhance Intrastat report with information from Country of Origin Assignment
- Enabled to all EU localizations
- SAP Note: [3223246](https://support.sap.com/en/notes/3223246)

Intrastat Declaration Wizard

Transactions
Select transactions to be included in the declaration. You can change specific Intrastat details of transactions. You can also save the Intrastat declaration for later execution or reopen executed declarations for correction.

#	BP Code	BP Name	Document No.	Include	Declaration Row No.	Transaction No.	Posting Date	Business Partner Country/Region	Country/Region of Origin	Net Mass Sign	Net Mass	Mass in Supplementary Units	Value Sign	Net Value	Net Value FC	Freight in FC	Value in Foreign Currency	Foreign Currency
1	GHV1	Vendor from LV	PU-622	<input checked="" type="checkbox"/>							0,000	0,000		0,00	0,00	0,00		
2	GHV1	Vendor from LV	PU-622	<input checked="" type="checkbox"/>	1	0	25.08.2022	LV	BO	+	1,000,000	0,000	+	11,000,00	0,00	0,00		
3	GHV1	Vendor from LV	PU-623	<input checked="" type="checkbox"/>							0,000	0,000		0,00	0,00	0,00		
4	GHV1	Vendor from LV	PU-623	<input checked="" type="checkbox"/>	2	0	25.08.2022	LV	BF	+	300,000	0,000	+	3,300,00	0,00	0,00		EUR
5	GHV1	Vendor from LV	PU-623	<input checked="" type="checkbox"/>	3	0	25.08.2022	LV	AD	+	700,000	0,000	+	7,700,00	0,00	0,00		EUR

New Tax Service with Avalara's Tax Rates by Address (US)

FP2208 Update



The image displays three overlapping screenshots from the SAP system. The top-left screenshot shows the 'Document Settings' window with the 'Tax Service' tab selected. The top-right screenshot shows the 'Tax Service Providers' window, where 'Avalara AvaTax API' is selected as the provider. The bottom screenshot shows the SAP EDS Dashboard with the 'AvalaraTaxRateProviderClient-1 (TaxService)' connector highlighted in yellow. The dashboard also shows the 'TaxRateCache-1 (TaxService)' connector. The dashboard interface includes a sidebar with navigation options like 'US_1 (2)', 'GEN (0)', 'PEPPOL (0)', 'DOX (0)', and 'TaxService (2)'. The main area displays event information and options for both connectors, such as 'Event types', 'Processed events', 'Generated events', 'Activate', and 'Log Level'.

Requirement

- In 2021, SAP internally announced its intention to sunset SAP Localization Hub Tax Service – this procedure is in process in 2022.
- SAP Business One customers can still use current SAP's service till November 30, 2022
- Replacement of the sunset online tax service needs to be introduced to provide similar experience and functionality

Solution

- New Tax Service provider – Avalara supported with API service “Rates by Address” which provides valuable and free-or-charge service
- Out-of-box integration to Avalara API service through EDS
- New *Electronic Documents Service* connector added for Avalara integration
- Usage of Avalara tax service on marketing documents identical to usage of SAP's tax service
- SAP Note [3194512](#)

API Tax Enhancements - Service Layer & DI API (BR)

FP2208 Update



The screenshot shows two SAP windows. The background window is 'Company Details' with tabs for General, Accounting Data, Basic Initialization, and Localization Fields. The 'Basic Initialization' tab is active, showing fields for CNAE Code (2621-3/00), CNPJ (33.132.303/0001-17), and I.E. (São Paulo). The foreground window is 'Tax Code Determination - Setup' with a 'Determination Type' dropdown set to 'Material Item'. It contains a table with columns for Priority, Key Fields 1-5, Description, and Legal Text. The first row has '1' in Priority, 'Business Partner' in Key Fields 1, 'Item' in Key Fields 2, and 'State' in Key Fields 3. Below the table are fields for 'Default Tax Code for Sales' and 'Default Tax Code for Purchase', both with selection buttons. At the bottom are 'Update', 'Cancel', and 'Key Fields Value' buttons.

Priority	Key Fields 1	Key Fields 2	Key Fields 3	Key Fields 4	Key Fields 5	Description	Legal Text
1	Business Partner	Item	State				

Requirement / Solution

- External calculation of taxes to be allowed on A/P side similarly as on A/R side
- Tax Code Determination in Brazil localization exposed via Service Layer / DI API
- Tax fields from INV4 table exposed via SL / DI API (Base Tributada, Alíquota, Valor Tributável, Valor Insentas, etc.)

Benefits

- Support SSPs with enhanced extensions on advanced Brazil tax functionality and foster strategic deals
- Support customers with additional scenarios through partner extensions
- SAP Notes [3227386](#), [3227700](#) and [3224708](#)

Legal Compliance Enhancements (FR)

FP2208 Update



The image displays four screenshots from the SAP system illustrating legal compliance enhancements for France (FR):

- Document Settings:** Shows the 'Electronic Documents' tab with a dropdown menu set to 'AR Invoice'. A checkbox labeled 'Block Editing of Item/Service Descriptions in Copied Rows' is highlighted with an orange box.
- AR Invoice:** Shows the 'Contents' tab with a table of items. The 'VAT Code' column shows 'A2' for the item and 'A1' for the freight. A 'System Message' dialog box is overlaid, asking 'Tax codes for the item line 1 and its freight are different. Do you want to continue?' with 'Yes' and 'No' buttons.
- Document Settings:** Shows the 'Electronic Documents' tab with a dropdown menu set to 'AR Down Payment'. A checkbox labeled 'Deferred Tax' is highlighted with an orange box.
- Balance Sheet - CR (FR) (System):** Shows a balance sheet report for 'OEC Computers FR' for the period from 01.01.2022 to 31.12.2022. The report is 'Unlocked' and lists 'Unlocked Periods' from 2022-01 to 2022-12. A red box highlights the period information.

Requirement

- Track Items/Service description in Marketing Document Chain
- Control Tax codes for Line Freights
- Post tax in the payment of Down Payment Invoice
- Legal reports enhancement.

Solution

- New check box in Document Settings for blocking Item/Service description in the document chain, all loc
- System message with autosave option checking tax codes introduced, all loc
- New check box in Document Settings for deferred tax to be used in Down Payment Invoice as a default value for this document, FR loc
- Period status information is added to the Financials report layouts, FR loc.
- SAP Notes: [3234669](#), [3235565](#), [3237837](#), [3237883](#)

CFDI 4.0 Enhancements (MX)

FP2208 Update



The screenshot displays two SAP windows. The top window is 'A/R Invoice' with fields for Customer, Name, Contact Person, Customer Ref. No., Local Currency, No., Primary, Status, Posting Date, Due Date, and Document Date. The bottom window is 'Business Partner Master Data' with tabs for General, Contact Persons, Addresses, Payment Terms, Payment Run, Accounting, Properties, Remarks, Attachments, and eDocs. The 'Cancellation Reason' field is highlighted in yellow. A dropdown menu is open, showing a list of reasons, with 'S01 - Sin efectos fiscales' highlighted in yellow.

Requirement

- When using "Request Cancel" functionality, it is not possible to specify "Cancellation Reason" field
- Additional changes to Electronic File Manager mapping files for Documents, Payments and Reconciliations
- Non-tax attribute to be considered for the exported documents
- Legal change due date was delayed to Jan 1, 2023.

Solution

- Solution for the reported feedback and updated mapping file
- SAP Note [3237267](#)
- SAP Note [3207993](#)

Purchase Tax in line (IL)

FP2305 Update



A/P Invoice

Vendor: V10000
Name: יומנות המיחשוב חומרה ותוכנות
Contact Person: דנית זמורבי
Vendor Ref. No.:
BP Currency: ILS

No.: 71
Status: Open
Posting Date: 04/05/23
Due Date: 02/07/23
Document Date: 04/05/23

Contents | Logistics | Accounting | Attachments

#	Item No.	Quantity	Unit Price	Total (LC)	Deducted Tax Code	Deducted Tax %	Deducted Tax Amount (LC)	Non-Deductible Tax Amount (LC)
1	A00001	1	ILS 4,000.00	ILS 4,000.00	E1	100.000000	ILS 680.00	
2	A00002	1	ILS 2,000.00	ILS 2,000.00	E2	66.666667	ILS 226.67	ILS 113.33
3	A00003	1	ILS 3,000.00	ILS 3,000.00	E3	25.000000	ILS 127.50	ILS 382.50
4	A00004	1	ILS 5,000.00	ILS 5,000.00	E1	100.000000	ILS 850.00	
5					E1 - מע"מ קניית מלא	0.000000		
					E2 - מע"מ קניית 2/3			
					E3 - מע"מ קניית 1/4			

- With the new checkbox **Enable Applying Non-deductible Purchase Tax on Expense Account** you can now manage different deducted purchase tax in one A/P document, per row. This working method allows you purchase different items with different deducted purchase tax in the same purchasing document. For example, items you are only allowed to deduct 2/3 or 1/4 of the tax %, as defined by the Israel Tax Authority. For more information, see SAP Note [3235805](#)

*This is the current state of planning and may be changed by SAP at any time.

Electronic Document Signature (IL)

FP2305 Update



The screenshot displays two SAP interfaces. On the left, the 'Electronic Document Monitor' shows a table with columns: #, Type, Status, Doc. Number, BP Code, and BP Name. Two rows are visible, both with 'Status' set to 'Authorized'. On the right, the 'A/R Invoice' screen shows fields for Customer (C20000), Name, Contact Person, and Customer Ref. No. Below these, there are tabs for Contents, Logistics, Accounting, Electronic Documents, and Attachments. The 'Electronic Documents' tab is active, showing 'eDoc Generation Type' set to 'Generate' and 'Document Status' set to 'Authorized'.

- You can now send your marketing documents for digital signature process. SAP Business One sends the document in a PDF file to a third-party server, called Comsign, and gets back a signed document.
- For more information, see SAP Note [3310648](#)

The screenshot shows a document in Hebrew. On the left, there is a red stamp that reads 'Digitally signed document, approved by a certificate authority' with the Comsign logo. The document content includes:

- מחשבי OEC** (OEC Computers): התדרה 15, רעננה 43665, IL.
- מחשבים OEC** (OEC Computers): המאזן 39, תל-אביב 21587, IL.
- מקור** (Source): עמוד 1/1, מספר עוסק מורשה - כרטיס.
- חשבונית** (Invoice): מספר מסמך 1001, תאריך אסמכתא 04/05/23, מס' לקוח C20000, הסימכון שלך, איש הקשר שלך, בועז לין, כתובת אספקה, אדלר אדם ושות' רואי חשבון ויועצים עסקיים, כמו כתובת החיוב.

*This is the current state of planning and may be changed by SAP at any time.

E-Book Stamp Duty enhancements (GR)

FP2305 Update



#	Name	Description	Version	Format Type
1	eDoc EBooks - Expense Classification (System)	eDoc EBooks - Expense Classification (System)	1.02	Electronic Document for E-Books Expense Classification
2	eDoc Document Information Extraction - Marketing Documents Import (System)	eDoc Document Information Extraction - Marketing Documents Import (System)	1.06	Electronic Document for Document Information Extraction Import
3	Electronic Revenue/Expense Report MYV (System)	Electronic Revenue/Expense Report MYV (System)	1.00	Electronic Authority Report (SPP)
4	eDoc EBooks - Web Services (System)	eDoc EBooks - Web Services (System)	1.0	Electronic Document for E-Books Web Service
5	eDoc EBooks - Marketing Documents (System)	eDoc EBooks - Marketing Documents (System)	1.14	Electronic Document for E-Books
6	eDoc PEPPOL - WS Parameters (System)	eDoc PEPPOL - WS Parameters (System)	1.06	Electronic Document for PEPPOL Web Service
7	eDoc PEPPOL - Credit Note (System)	eDoc PEPPOL - Credit Note (System)	1.04	Electronic Document for PEPPOL Credit Note
8	eDoc PEPPOL - Marketing Documents (System)	eDoc PEPPOL - Marketing Documents (System)	1.14	Electronic Document for PEPPOL Invoice
9	eDoc PEPPOL - Credit Note Import (Custom)	eDoc PEPPOL - Credit Note Import (Custom)	1.03	Electronic Document for PEPPOL Import

Contents				Logistics		Accounting		Electronic Documents		Attachments	
Item/Service Type	Item	Quantity	Unit Price	Total (LC)	Record Type	Stamp Duty Category	Other Taxes Category	Fees Category	Summary Type	No Summary	
1	A00001	1	EUR 600,00	EUR 600,00	1	1					
2	A00001	1	EUR 600,00	EUR 600,00	2						
3	A00002	1	EUR 300,00	EUR 300,00	3						
4	A00003	1	EUR 450,00	EUR 450,00		1	- Χαρτόσημο 1,2 %				
						2	- Χαρτόσημο 2,4 %				
						3	- Χαρτόσημο 3,6 %				
						4	- Λοιπές περιπτώσεις Χαρτοσήμου				
						Define New	- Define New				

Requirement

- One-to-one mapping between the items of the issuer's myDATA invoice and the recipient's expense classification, IAPR (AADE) introduced a new method to submit the expense classifications per invoice logic in Feb of 2023;
- The new way of handling matched expenses is based on updated schema of ExpensesClassificationsDoc XML v1.0.6 and is switched on by a new parameter in the call of API method `sendExpensesClassification`.

Solution

- New fields in the marketing documents Record Type/Stamp Duty/Other Taxes/Fees with valid values are introduced;
- New schemas are included;
- For more information, see SAP Note [3290165](#).

India – eTDS & Down Payment Request

FP2305 Update



The screenshot displays three SAP windows related to TDS and down payment requests:

- Withholding Tax - Setup:** A table listing various TDS codes (e.g., COIC, COPC, PRIC) and their configurations. A red box highlights the 'Use in A/P Down Payment Requests' column, where several entries are checked.
- A/P Down Payment Request:** A form for creating a request. The 'Vendor' is V20000 (Lasercom). The 'Contents' table shows one item (A00001) with a quantity of 1 and a unit price of INR 9,000.00. A red box highlights the summary section, showing a 'Total Before Discount' of INR 9,000.00 and a 'WTax Amount' of INR 360.00.
- Outgoing Payments:** A window showing a list of payments. A red box highlights the 'WTax Amount' of INR 360.00 for document 3. The 'Total Amount Due' is shown as INR 8,640.00.

Requirement

- TDS should be deducted at the time of payment or invoice – whichever is earlier.

Solution

- TDS can be assigned in the A/P Down Payment Request;
- Once the request is selected for the payment the TDS is deducted;
- For more information, see SAP Notes [3311856](#), [3288719](#).

AR – Fixed Assets Transfer & Generic Enhancements

FP2305 Update



#	Item No.	Qty	Base Doc. Price	Base Doc. Value	Proj. Cust.	Expenditure	Whse Price	Total	Customs Value	Alloc. Costs Val.	Total C...
1	VW365	1	50,000.00 \$	50,000.00 \$	0.00 \$	2,000.00 \$	52,000.00 \$	52,000.00 \$	0.00 \$	2,000.00 \$	2,000.00 \$

Requirements

- AR: Fixed Asset physical transfer to be included to the transportation document
- All: Landed Cost to affect Fixed Assets
- All: Journal Entry numbering series selection in the depreciation run

Solution

- AR: new tab in the Transfer
- AR: new document in the Transportation Document
- Automatic Capitalization for the Landed Cost
- New Numbering Series for the Depreciation Run
- Print possibility for all Fixed Assets transactions documents
- Project and Distribution Rules fields are added to all Fixed Assets transaction documents



Feature	Description	Localization
„Country“ Field Labels Changed to „Country/Region“	<i>Country</i> field labels are changed to <i>Country/Region</i> . SAP Note 3021987 (FP2102)	All
Country/Region Setup Enhancements to Support ISO 3166 Country Codes	The <i>Country/Region</i> fields are populated based on the official ISO 3166 country codes in the <i>Countries/Regions – Setup</i> window. SAP Note 3019691 (FP2102)	All

Localization


FP2105 Update



Feature	Description	Localization
GDPR and Classification of Data in Personal Data Management	Multiple data fields are classified as <i>Personal</i> or <i>Sensitive Personal</i> and available for selection in <i>Personal Data Management (Administration → Utilities → Data Protection Tool → Personal Data Management)</i> . See details in SAP Note 3031723 (FP2105)	All

Sales | Purchasing | Service

SAP Business One 10.0



Backorder Report Enhancements



Backorder Report

Date: [] From: [] To: [] Items: All
 Customers: [] From: [] To: [] Warehouses: 05, 02, 01, 03, 04

#	Item No.	Description	Doc No.	Customer Code	Whse	A/R Reserve Invoice Payment Status	Unit of Measure	Items per Unit	Ordered	Delivered	Backorder
150	R00002	Printer Paper	407	C23900	01	Fully Paid	Pack	1.000000	3		3
150	R00002	Printer Paper	461	C50000	01	Partially Paid	Pack	1.000000	7		7
150	R00002	Printer Paper	473	C42000	01	Not Paid	Pack	1.000000	1		1
150	R00002	Printer Paper	511	C20000	01	Fully Paid	Pack	1.000000	13		13
151	R00002	Printer Paper	547	C40000	01	Fully Paid	Pack	1.000000	12		12
151	R00002	Printer Paper	530	C25000	01	Fully Paid	Pack	1.000000	18		18
151	R00002	Printer Paper	559	C20000	01	Partially Paid	Pack	1.000000	15		15
151	R00002	Printer Paper	551	C23900	01	Partially Paid	Pack	1.000000	9		9
151	R00002	Printer Paper	589	C50000	01	Not Paid	Pack	1.000000	7		7
151	R00002	Printer Paper	573	C99998	01	Not Paid					
151	R00002	Printer Paper	658	C20000	01	Fully Paid					
151	R00002	Printer Paper	723	C99998	01	Fully Paid					
151	R00002	Printer Paper	824	C20000	01	Partially Paid					
151	R00002	Printer Paper	834	C20000	01	Partially Paid					
152	R00002	Printer Paper	885	C20000	01	Not Paid					
152	R00002	Printer Paper	921	C99998	01	Partially Paid					
152	R00002	Printer Paper	964	C30000	01	Not Paid					
152	R00002	Printer Paper	974	C30000	01	Not Paid					
152	R00002	Printer Paper	1025	C30000	01	Fully Paid					
152	R00002	Printer Paper	1034	C23900	01	Fully Paid					
152	R00002	Printer Paper	1104	C25000	01	Not Paid					
152	R00002	Printer Paper	1174	C99998	01	Not Paid					

Filter Table

#	Field	Rule	Value	To Value
1	#			
2	Item No.			
3	Description			
4	Doc No.			
5	Customer Code			
6	Whse			
7	Ordered			
8	Delivered			
9	Backorder			
10	Unit of Measure			
11	Items per Unit			
12	A/R Reserve Invoice Payment Status	Equal	Not Paid	

OK

Filter Cancel Clear

Feature

- Backorder Report now displays A/R Reserve Invoices with payment status Fully Paid, Partially Paid and Not Paid
- Reserve Invoice Payment Status is included within the Filter Table

Benefit

- All A/R Reserve Invoices are visible within the Backorder Report

Printing Service Calls and Contracts



The image shows two overlapping software dialog boxes. The background box is titled "Print Preferences" and has tabs for "General", "Per Document", and "Per Report". The "Per Document" tab is active, showing a "Document:" dropdown menu with "Service Contract" selected. Below this are checkboxes for "Print Document", "E-Mail Document", and "Export to PDF". The foreground box is titled "Document Printing - Selection Criteria" and contains several fields: "Document Type" (dropdown menu with "Service Call" selected), "Posting Date From" (01/08/2019) and "To" (31/08/2019) date pickers, "Series" (dropdown menu with "All" selected), and radio buttons for "Technician Form" (selected) and "Service Call". Below these are fields for "BP Code From" and "To", "Customer Group" (dropdown menu with "All" selected), "Vendor Group" (dropdown menu with "All" selected), and a "Properties" dropdown menu with "Ignore" selected. There are also checkboxes for "Only Documents Still to Be Printed", "Only Documents Still to Be E-Mailed", "Open Only", and "Obtain printer settings from default printing layout". At the bottom, there are fields for "Internal Number From" and "To", and "No. of Copies" (input field with "1"). Both dialog boxes have "OK" and "Cancel" buttons at the bottom.

Feature

- **Print Preferences** are now available for both *Service Calls* and *Service Contracts*
- **Document Printing** includes *Service Calls* and *Service Contract* allowing for bulk document distribution

Benefit

- Preference settings on *Service Calls* and *Service Contract* printing/emailing
- Bulk processing of *service calls* and *service contracts*

Hide Blank Lines in Addresses



Sales Order

Customer: C40000
Name: Earthshaker Corporation
Contact Person: Bob McKensly
Customer Ref. No.:
Local Currency:

No. Primary: 1181
Status: Open
Posting Date: 22/08/2019
Delivery Date: 31/08/2019
Document Date: 22/08/2019

Ship To: 18700 MacArthur Blvd
Irvine CA 92612
USA

Bill To: 18700 MacArthur Blvd
Irvine CA 92612
USA

Shipping Type: Motor Express

Sales Employee: Sophie Klogg
Owner: Spear, Michael

Remarks:

Address Formats - Setup

Name: USA

Line	Component	Format
1	Street	
2	Block	
3	City	** State ** Zip Code
4	Country	

Preview:
Lombard Ave.
San Francisco CA 80300
US

Options:
 None
 Capitalize
 Upper Case
 Lower Case
 Description

Hide Empty Address Lines

Feature

- A new checkbox within the Address Formats - Setup window allows the hiding of empty address lines
- When selected, ship-to and bill-to addresses in future marketing documents appears without empty lines
- This setting also applies to print layouts for marketing documents defined in Crystal Reports – i.e. empty lines in addresses will also be hidden in the printed documents

Benefit

- Enhanced formatting of the printed, previewed, or PDF document
- Easier readability for users within marketing document forms, especially when address format consists of multiple components

Add Button Extended in Marketing Documents

SAP Note [2878515](#)

PL01 Update



Sales Order

Customer: C30000
Name: Microchips
Contact Person: Judy Brown
Customer Ref. No.:
BP Currency: GBP

No. Primary: 1240
Status: Open
Posting Date: 23.01.20
Delivery Date: 23.01.20
Document Date: 23.01.20

Contents | Logistics | Accounting | Electronic Documents | Attachments

#	Item No.	Item Description	Quantity	No. of Packages	Unit Price	Discount %	Tax Code	Total (LC)	COGS Line of Business	UoM Code
1	A00001	J.B. Officeprint 1420	1	1	GBP 250.00	0.00	O1	GBP 250.00		Manual
2	C00009	Keyboard Comfort USB	1	1	GBP 12.50	0.00	O1	GBP 12.50		Manual
3	C00010	Mouse USB	1	1		0.00	O1			
4						0.00	O1			

Sales Employee: Bill Levine
Owner: Levine, Bill

Total Before Discount: GBP 262.50
Discount: %
Freight: →
 Rounding: GBP 0.00
Tax: GBP 52.50
Total: GBP 315.00

Remarks:

Add & New | Cancel | Copy From | Copy To

- Add & New
- Add & View
- Add & Close

Feature

- The **Add** button in sales and purchase document creation is enhanced
- Additionally to the previous common behavior (i.e. after creating and adding a document, the window closes and a new window opens), the following options are now available:
 - *Add & New*: Document is added and a new window opens
 - *Add & View*: Document is added and is displayed
 - *Add & Close*: Document is added and window closes
- The user's last choice will be remembered for the given document for the next time

Benefit

- More flexibility in document creation and better handling for users

Enhanced Open Items List Report

SAP Note [2878483](#)

PL01 Update



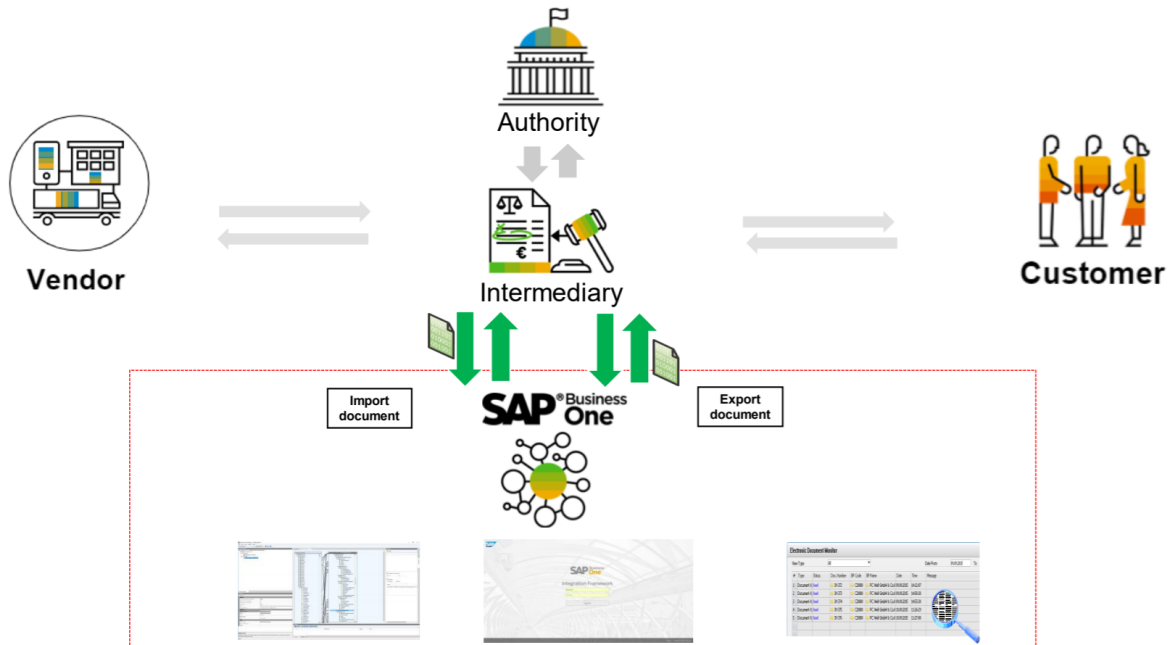
Table Format	Row Format	Document
Find Next		
Column	Visible	Active
Amount	<input checked="" type="checkbox"/>	<input type="checkbox"/>
Net	<input checked="" type="checkbox"/>	<input type="checkbox"/>
Tax	<input checked="" type="checkbox"/>	<input type="checkbox"/>
Original Amount	<input checked="" type="checkbox"/>	<input type="checkbox"/>
Posting Date	<input checked="" type="checkbox"/>	<input type="checkbox"/>
Document Date	<input checked="" type="checkbox"/>	<input type="checkbox"/>
Hidden Trans ID	<input type="checkbox"/>	<input type="checkbox"/>
Instalments	<input type="checkbox"/>	<input type="checkbox"/>
Document Type	<input checked="" type="checkbox"/>	<input type="checkbox"/>
Blanket Agreement	<input checked="" type="checkbox"/>	<input type="checkbox"/>
Owner	<input type="checkbox"/>	<input type="checkbox"/>
Sales Employee	<input type="checkbox"/>	<input type="checkbox"/>
Remarks	<input type="checkbox"/>	<input type="checkbox"/>
Approved	<input type="checkbox"/>	<input type="checkbox"/>
Created by	<input type="checkbox"/>	<input type="checkbox"/>
Contact Person	<input type="checkbox"/>	<input type="checkbox"/>
Payment Terms	<input type="checkbox"/>	<input type="checkbox"/>
BP Project	<input type="checkbox"/>	<input type="checkbox"/>
UDF1	<input type="checkbox"/>	<input type="checkbox"/>

Feature

- The *Open Items List* report includes more document information:
Owner, Sales Employee/Buyer, Remarks, Approved, Created by, Contact Person, Payment Terms, BP Project, UDFs in document headers
- The report offers the possibility to close and cancel multiple documents. This feature is supported for these document types:
Sales Quotation, Sales Order, Purchase Request, Purchase Quotation, Purchase Order
- In the report multiple *Return Requests* and *Goods Return Request* documents can be closed

Benefit

- Easier handling due to more document options and information in one report



Feature

- International electronic invoicing platform with a set of rules and specifications that enables electronic communications with any European government institution for procurement processes.
- Electronic documents are sent and received through registered service providers
- See more details and local specifics for PEPPOL protocol in SAP Note [2915144](#)
- General information on PEPPOL integration for the EU in SAP Note [2669994](#)
- Due to own specific electronic invoicing functionality, following localizations don't support PEPPOL at that time: Argentina, Brazil, Costa Rica, Guatemala, India, and Mexico

Benefit

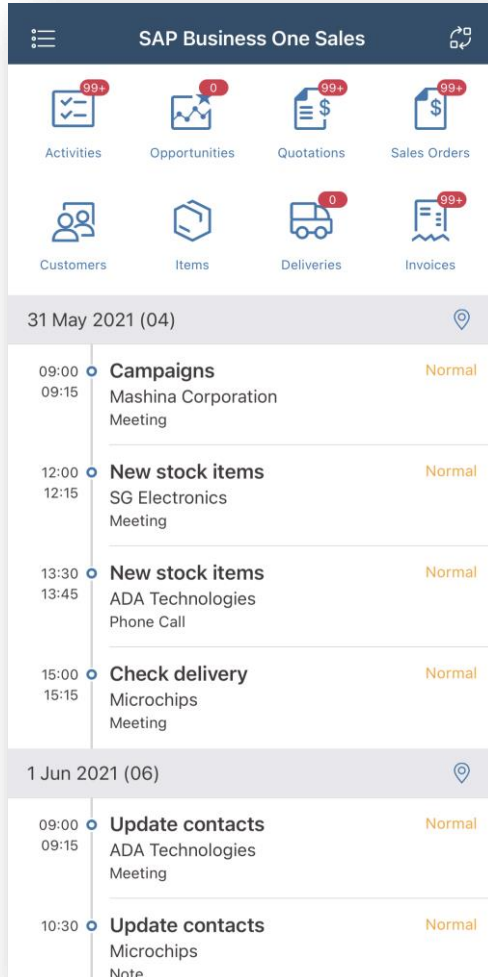
- Creation and import of documents in electronic format

SAP Business One Sales and Service Mobile Apps

FP2105 Update



Supported on MS SQL with FP 2105 + App Updates released for iOS + Android updates to come soon



- SAP Business One **Sales mobile app** for iOS or Android helps manage sales leads, customer accounts, view stock, and place an order.
- With SAP Business One **Service mobile app** for iOS or Android, maintenance technicians can provide on-site services for their customers easily and efficiently.
- With FP 2105, support for MS SQL databases is enabled. A few HANA-related capabilities are not available with SQL.
- **Key updates for both apps on iOS released on August 7th, 2021.**
- **Key updates for both apps on Android were released on August 23rd, 2021.**

Business Process Enhancements

FP2208 Update



The screenshot displays three overlapping SAP windows. The top window is 'A/R Invoice' (No. 1065, Status Open, Posting Date 09/08/2022). The middle window is 'Sales Quotation' (No. 1184, Hardware, Status Closed, Posting Date 07/20/2022). The bottom window is 'Open Items List' showing a table of open documents with columns for Doc. No., Select, Customer C..., Customer Name, Due Date, Amount, Confirmed, Confirmed By, and Confirmed On.

Doc. No.	Select	Customer C...	Customer Name	Due Date	Amount	Confirmed	Confirmed By	Confirmed On
1183	<input type="checkbox"/>	C20000	Maxi-Teq	07/14/2022	636.00 \$	Y	Jayson Butler	07/14/2022
1184	<input type="checkbox"/>	C20000	Maxi-Teq	07/17/2022	2,544.00 \$	Y	Jayson Butler	07/17/2022
1187	<input type="checkbox"/>	C20000	Maxi-Teq	08/04/2022	257.58 \$	Y	Jayson Butler	08/04/2022
1188	<input type="checkbox"/>	C20000	Maxi-Teq	08/04/2022	257.58 \$	Y	Jayson Butler	08/04/2022
1189	<input type="checkbox"/>	C20000	Maxi-Teq	08/04/2022	257.58 \$	Y	Jayson Butler	08/04/2022
1190	<input type="checkbox"/>	C20000	Maxi-Teq	08/04/2022	286.20 \$	Y	Jayson Butler	08/04/2022
1191	<input type="checkbox"/>	C20000	Maxi-Teq	08/04/2022	994.20 \$	Y	Jayson Butler	08/04/2022
1192	<input type="checkbox"/>	C20000	Maxi-Teq	08/04/2022	994.20 \$	Y	Jayson Butler	08/04/2022
1194	<input type="checkbox"/>	C23900	Parameter Technology	08/10/2022	994.20 \$	Y	Jayson Butler	08/10/2022
1195	<input type="checkbox"/>	C23900	Parameter Technology	08/10/2022	994.20 \$	Y	Jayson Butler	08/10/2022
1196	<input type="checkbox"/>	C23900	Parameter Technology	08/10/2022	994.20 \$	Y	Jayson Butler	08/10/2022
1199	<input type="checkbox"/>	C20000	Maxi-Teq	08/18/2022	318.00 \$	Y	Jayson Butler	08/18/2022
1198	<input type="checkbox"/>	C26000	River Inc	08/18/2022	6,011.12 \$	Y	Jayson Butler	08/18/2022
					6,136,155.05 \$			

- Sales and purchase quotations, are enhanced with the checkbox “Confirmed” to the “Logistics” tab, and in “Document Settings” > “Per Document” tab accordingly. When selected, a tooltip shows the user and time of confirmation
- The “Open Items List” report for sales and purchase orders, return and goods return requests is enhanced with dedicated columns presenting confirmation date and user details
- The “Move Up” and “Move Down” buttons are available in sales and purchasing documents, enabling you to change the sequence of lines
- The procurement process is enhanced to apply tax code determination rules to purchase requests created manually or via “Procurement Confirmation Wizard”, and purchase quotations and orders created directly or through purchase request reports

Business Process Enhancements

FP2305 Update



Document Settings

Document Remarks Include:

Base Document Number Manual Remarks Only BP Reference Number

For a Sales BOM in Documents, Display:

Price and Total for Parent Item Only Price for Component Items

Response to G/L Account Balance Outside Allowed Range:

Without Warning Warning Only Block Posting

Response to Release / Receipt of Inventory Outside Defined Range:

Without Warning Warning Only Block Release / Receipt

Block Negative Inventory By Item Setting

Rounding Method

By Currency By Document

Exchange Rate Base Date (A/P Documents) Posting Date

Split Journal Entry Posting by Document Lines No Split

Display Rounding Remark

Use Warehouse Address

Manage Freight in Documents

Block documents with earlier Posting Date

Allow Future Posting Date

Use Document Exchange Rate When Copying to Target Document

Copy Document References from Original Documents to Duplicates Attachments

Copy Attachments from Base Document to Target Document

Copy Attachments from BOM to Production Order

Do Not Overwrite Attachments with the Same File Name

Copy opening and closing remarks to target doc

Manage Inventory by Warehouse

Display Canceled and Cancellation Marketing Documents in Reports

Max. No. of Days for Canceling Marketing Documents Before or After Pos

Enable Advanced Available to Promise

Freight - Setup

- Copying opening and closing remarks
- Add settings to copy reference documents when duplicating
- Update user-defined fields in closed pick lists
- Copy an open landed costs after creating a broker invoice

Pick List

Pick Number Remarks

Pick Date

User

Picker

Status

#	Description	Whse	Whse N...	Ordered	Released	Picked	Avail. to ...	Items per Unit	UoM Name	UoM Code	UDF1	L_UDF02
1	J.B. Officeprint 14	01	General Wa 4			3	51,312	1	Manual	Manual		
2	J.B. Officeprint 11	01	General Wa 3	1		2	1,267	1	Manual	Manual		

UDF2

OK Cancel Create Pick All Clear All



Feature	Description	Localization
<p>Editing UDFs in Document Rows After the Document was Added or Closed</p>	<p>A new setting in the <i>Document Settings "Allow Update of User-Defined Fields When Document Rows Are Not Editable"</i> gives the possibility to make UDFs editable independently of the document/row status.</p> <p>New authorization controls user's ability to edit UDFs on marketing document rows.</p> <p>SAP Note 2872368 (PL01)</p>	<p>All</p>
<p>Display Business Partner Address UDF with Marketing Document Address User Defined Fields</p>	<p><i>Business Partners – Addresses UDFs</i> can be viewed and updated in</p> <ul style="list-style-type: none"> • <i>Address Component</i> window on <i>Logistics</i> tab in marketing documents • <i>Address Component</i> window on <i>Business Partner</i> tab of <i>Service Calls</i> • <i>Address Formats – Setup</i> window <p>See the Compatibility Issues in SAP Business One 10.0</p> <p>SAP Note 2872353 (PL01)</p>	<p>All</p>



Feature	Description	Localization
Create QR Codes	<p>QR (Quick Response) codes can be created on print layouts of marketing documents. New field <i>Create QR Code From</i> is available in <i>Accounting</i> tab of marketing documents.</p> <p>An API service and a free open source library are available for partners to create QR codes.</p> <p>SAP Note 2889899 (PL02)</p>	<p>All</p>
Adding Multiple Business Partners to One Equipment Card	<p>Multiple business partners can be added to an equipment card.</p> <p>SAP Note 2906168 (PL02)</p>	<p>All</p>
Updating Group Number	<p>The Group No. on purchase quotations can be changed to the next sequential number in the predefined series.</p> <p>SAP Note 2896569 (PL02)</p>	<p>All</p>



Feature	Description	Localization
Copying Manual Remarks	<p>Under <i>Administration</i> → <i>System Initialization</i> → <i>Document Settings</i> → <i>General</i> tab → <i>Document Remarks Include</i> section a new option <i>Manual Remarks Only</i> is available.</p> <p>With this option, when using 'Copy To' to copy a base sales, purchasing or inventory document, the 'Remarks' field in the target document will only include the remarks entered by users in the source document, excluding the 'Base Document Number' or the 'Business Partner Reference Number'.</p> <p>SAP Note 2931961 (FP2008)</p>	<p>All</p>
Copy Attachments from Base Document to Target Document	<p>Under <i>Administration</i> → <i>System Initialization</i> → <i>Document Settings</i> → <i>General</i> tab enable checkbox 'Attachments from Base Document to Target Document' to copy documents attachments.</p> <p>SAP Note 2923323 (FP2008)</p>	<p>All</p>
Item Description is Exposed in Alternative Items Window	<p>The column <i>Item Description</i> is exposed in the <i>Alternative Items</i> window.</p> <p>SAP Note 2955529 (FP2008)</p>	<p>All</p>
New Checkbox 'Duplicate Bar Codes While Duplicating Items'	<p>A new checkbox <i>Duplicate Bar Codes While Duplicating Items</i> available under <i>Administration</i> → <i>System Initialization</i> → <i>General Settings</i> → <i>Inventory</i> → <i>Item</i> tab.</p> <p>SAP Note 2928480 (FP2008)</p>	<p>All</p>



Feature	Description	Localization
Document Status “E-Mailed”	Display status ‘ <i>Open; E-Mailed</i> ’ and ‘ <i>Open; Printed and E-Mailed</i> ’ in sales documents, purchase documents, and inventory transfer requests when the document was sent by e-mail. SAP Note 2924241 (FP2008)	All
Recurring Transaction Templates Selection Criteria Window	When opening the ‘ <i>Recurring Transaction Templates</i> ’ the ‘ <i>Selection Criteria</i> ’ window opens to filter the templates. SAP Note 2939185 (FP2008)	All
Recurring Transaction Templates Recurrence Period Enhancement	‘ <i>Recurrence Period</i> in <i>Recurrence Transaction Templates</i> ’ supports the options ‘ <i>Every 2 Weeks</i> ’ and ‘ <i>Every 2 Months</i> ’. SAP Note 2939183 (FP2008)	All
Consider Prices Before Discount Group as Effective Price	Consider prices before discount group as effective price when adding marketing documents. SAP Note 2905325 (FP2008)	All
Cancellation of Return Request and Goods Return Request	‘ <i>Return Request</i> ’ and ‘ <i>Goods Return Request</i> ’ can be canceled. SAP Note 2928911 (FP2008)	All



Feature	Description	Localization
<p>Update Consolidating Business Partner and Consolidation Type on Document Level</p>	<p>View and update the consolidation business partner and consolidation type on the <i>Accounting</i> tab is enabled. The default values are taken from the business partner master data and values cannot be changed after the documents are added. This is enabled for the following documents:</p> <ul style="list-style-type: none"> - A/R Invoice, A/R Reserve Invoice, A/R Credit Memo, A/R Down Payment Invoice (all localizations except CZ, SK, HU, PL, RU, UA) Delivery, Return - A/P Invoice, A/P Reserve Invoice, A/P Credit Memo, A/P Down Payment Invoice (all localizations except CZ, SK, HU, PL, RU, UA), Goods Receipt PO, Goods Return <p>The consolidating business partner and consolidation type of the documents generated with the following tools and methods are taken from the base documents and not from the business partner master data:</p> <ul style="list-style-type: none"> - Document Generation Wizard - Payment Wizard - Billing Wizard - Copy to - Copy From <p>SAP Note 2980002 (FP2011)</p>	<p>All</p>



Feature	Description	Localization
Items Associated with Canceled Procurement Documents are Displayed in the Procurement Confirmation Wizard	Items in a sales order / sales quotation / production order associated with canceled procurement documents are displayed in the <i>Procurement Confirmation Wizard</i> SAP Note 1804907 (FP2102)	All
Set Default Business Partner Catalog Number	On the <i>BP</i> tab or the <i>Items</i> tab in the <i>Business Partner Catalog Numbers</i> window a user can select a <i>Business Partner Catalog Number</i> as the default for each item from the <i>BP</i> tab, or for each business partner from the <i>Items</i> tab. SAP Note 3007312 (FP2102)	All
Hide Inactive Contact Person in Business Partner Master Data	A new checkbox <i>Display Inactive Contact Persons in Business Partners Master Data</i> is added to the <i>General Settings</i> → <i>BP</i> tab. This checkbox can be used to determine whether to display inactive contact persons on the <i>Business Partner Master Data</i> → <i>Contact Persons</i> tab. SAP Note 3009497 (FP2102)	All




Feature	Description	Localization
Link Between Contact Persons and Business Partner's Addresses	With the new dropdown list <i>Connected Address</i> on the <i>Contact Persons</i> tab of the <i>Business Partner Master Data</i> , it is possible to link the business partner's existing <ul style="list-style-type: none">- <i>Bill to</i>- <i>Pay to</i>- <i>Ship to</i> address to the selected contact person. SAP Note 2979550 (FP2102)	All



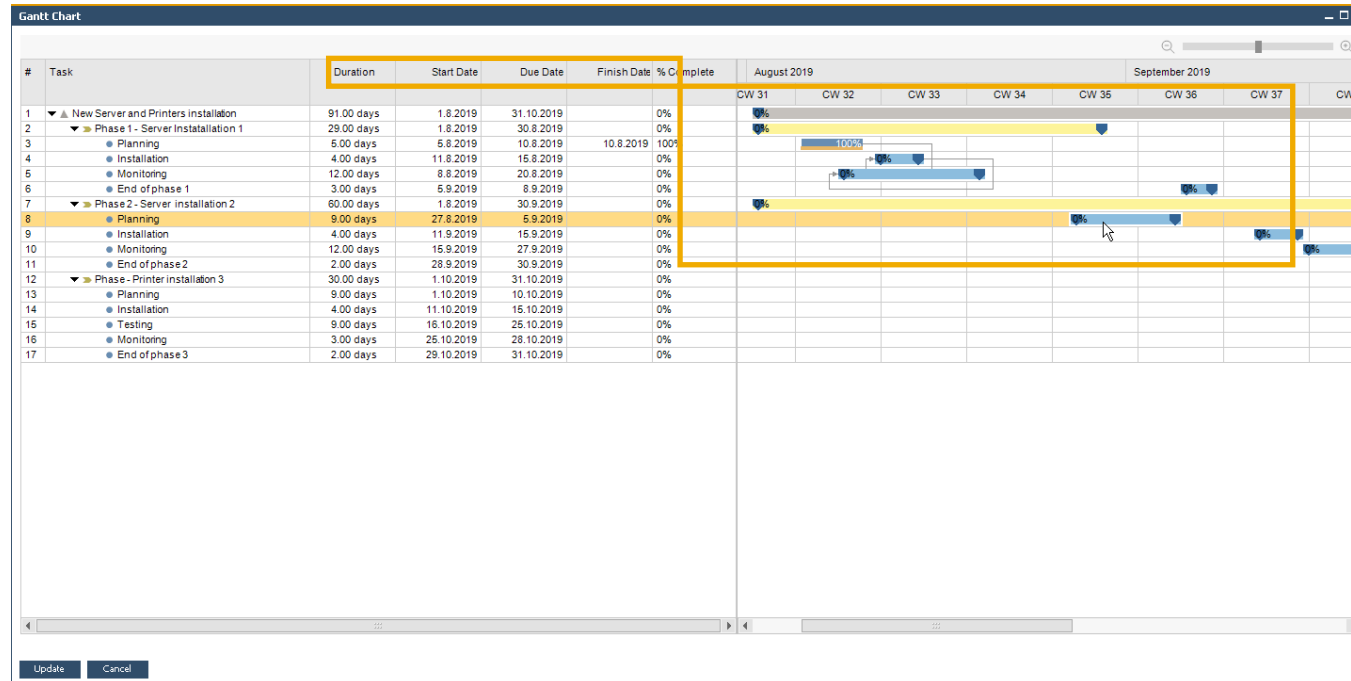
Feature	Description	Localization
Referenced Documents Displayed in Document Tree View in Relationship Map	The relationship of referenced documents is displayed in the <i>Marketing Document: Referenced Documents</i> view and in the <i>Marketing Document: Document Tree</i> view. SAP Note 3050215 (FP2105)	All
Set Default Price List in General Settings instead of in Payment Terms	A new checkbox <i>Set Default Price List in General Settings instead of Payment Terms</i> is available (<i>Administration -> System Initialization -> General Settings -> BP</i> tab) where the default price lists for customers and vendors can be set and in doing so stop using the price list setting in the <i>Payment Terms - Setup</i> . See details in SAP Note 3047725 (FP2105)	All

Project Management

SAP Business One 10.0



Interactive Gantt Chart



Feature


- Interactive **Gantt Chart** allows *Project Phases* to be moved or extended/shortened interactively
- New fields added representing *Project Due Date* and *Finish Date*

Benefit

- Project updated according to planning changes within interactive Gantt Chart
- Easier and more visual planning of Project Management Tasks

Inventory | Distribution

SAP Business One 10.0



Serial & Batch Numbers Management

PL01 Update



Serial Number Management - Update

#	Doc. No.	Item Number	Item Description	Whse Code	Whse Name	Destination Whse Code	Destination Whse Name	Quantity	T
1	TR 14	A00006	Rainbow 1200 Laser	01	General Warehouse	02	West Cost Warehouse	10	

Created Serial Numbers

#	Mfr Serial No.	Serial Number	Lot Number	Bin L...	Expiration Date	Mfr Date	Admission Date
1		A6-000283					06/02/2007
2		A6-000284					06/02/2007
3		A6-000285					06/02/2007
4		A6-000286					06/02/2007
5		A6-000287					06/02/2007
6		A6-000288					06/02/2007
7		A6-000289					06/02/2007
8		A6-000290					06/02/2007
9		A6-000291					06/02/2007
10		A6-000292					06/02/2007

Global Update...

Update Cancel

Feature

- Serial Number Management and Batch Management now includes the ability to update on **A/R Reserve Invoices** and **Inventory Transfer Requests**
- Destination Warehouse Code and Destination Warehouse Name now included in the **Serial Number / Batch Management Update** form
- New reports available (PL01):
 - Forward Batches and Serials Trace Report
 - Reverse Batches and Serials Trace Report
 - See SAP Note [2877541](#)

Benefit

- More document options when updating Serial Numbers and Batches
- Better reporting on warehouse code on warehouse name on inventory transfer transactions

Support Changing UoM Group in Item Master Data

PL01 Update



The screenshot shows the SAP Item Master Data interface for item R00002 (Printer Paper A4 Recycled). The UoM Group is currently set to 'Paper'. A dropdown menu is open, showing 'Paper' as the selected option. Two system message dialog boxes are overlaid on the interface:

System Message 1: Changing UoM group removes all associated sales UoM, purchasing UoM, package types, and UoM prices for the item. Do you want to continue?

System Message 2: If you change the conversion rule, the documents to which previous conversion rule applied will not be updated accordingly. Do you want to continue?

The 'Group Definition - Paper - Setup' dialog box is also visible, showing a table of conversion rules:

#	Alt. Qty	Alt. UoM	=	Base Qty	Base UoM	=	Active
1	1	Pack	=	1	Pack	=	<input checked="" type="checkbox"/>
2	2	SmlPack	=	1	Pack	=	<input checked="" type="checkbox"/>
3	1	6Pack	=	6	Pack	=	<input checked="" type="checkbox"/>
4	1	Carton	=	24	Pack	=	<input checked="" type="checkbox"/>
5	1	Pallet	=	48	Pack	=	<input checked="" type="checkbox"/>
6			=		Pack	=	<input checked="" type="checkbox"/>

Feature

- *Unit of Measure Groups* may now be changed on an *Item Master Data* record
- To do this the new UoM Group must have at least the identical set of conversion rules as the original UoM Group
- Only need to “zero down”/close open documents on changed item UoM Groups definitions
- Set UoM in its *UoM Group* to *Active* (PL01)
See SAP Note [2878890](https://www.sap.com/help/2878890)

Benefit

- More flexibility in changing UoM group relationships for Item Master data

Inventory | Distribution



Feature	Description	Localization
Last Prices Report in Item Master Data	<i>Last Prices Report</i> can be opened in the <i>Item Master Data</i> window. SAP Note 2979973 (FP2011)	All
Display Preferred Vendor Name in Item Master Data	The <i>Preferred Vendor Name</i> is displayed in the <i>Item Master Data</i> -> <i>Purchasing Data</i> tab. SAP Note 2970897 (FP2011)	All
Sales/Purchase Item in Item Master Data can be Deselected	When an item that is a component of another item in a bill of material (BOM) the option <i>Sales Item</i> or <i>Purchase Item</i> can be deselected. SAP Note 1329054 (FP2011)	All


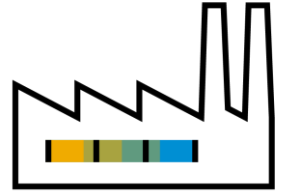
Inventory | Distribution



Feature	Description	Localization
QR Codes for Item Master Data	New field <i>Create QR Code From</i> is available in the <i>Item Master Data</i> . SAP Note 3060959 (FP2105)	All

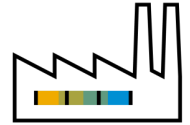
Production

SAP Business One 10.0



Bill of Materials (BoM) Description Enhancements

PL01 Update



Item Master Data

Item No. Manual S10000

Description Server Point 10000 (model b)

Foreign Name

Item Type Items

Item Group Servers

UoM Group Manual

Price List Base Price

Bar Code

Unit Price Primary Curr 1,840.00 \$

Inventory Item

Sales Item

Purchase Item

System Message

This item is connected to a bill of materials (BOM). Do you want to update the Product Description in the BOM accordingly?

Yes No

Feature

- Item *Description* update in the item master data connected to **Bill of Materials** parent item will be reflected in the **Bill of Materials Product Description**
- The item and resource descriptions are editable in Bill of Materials and Production Order Components. Additionally, the Item Description can be updated via DI API (**PL01**)
See SAP Note [2872529](#)

Bill of Materials

Product No. S10000 X Quantity 1

Product Description Server Point 10000 (model b)

BOM Type Production

Production Std Cost

Planned Average Production Size 1.00

#	Type	No.	Description	Quantity	UoM
1	Item	A00001	J.B. Officeprint 1420	1	
2	Item	P10001	PC - P4 2.4G, DDR 512M, 400G HD	1	
3	Item	L10001	Labour	1	
4	Item				

Form Settings - Bill of Materials

Select UI Template

Table Format Row Format Document

Find Next

Column	Vi...	Active
#	<input checked="" type="checkbox"/>	<input type="checkbox"/>
Type	<input checked="" type="checkbox"/>	<input checked="" type="checkbox"/>
No.	<input checked="" type="checkbox"/>	<input checked="" type="checkbox"/>
Description	<input checked="" type="checkbox"/>	<input checked="" type="checkbox"/>
Quantity	<input checked="" type="checkbox"/>	<input checked="" type="checkbox"/>
UoM Name	<input checked="" type="checkbox"/>	<input type="checkbox"/>
Warehouse	<input checked="" type="checkbox"/>	<input checked="" type="checkbox"/>
Additional Quantity	<input type="checkbox"/>	<input type="checkbox"/>
Issue Method	<input checked="" type="checkbox"/>	<input checked="" type="checkbox"/>
Price List	<input checked="" type="checkbox"/>	<input checked="" type="checkbox"/>
Unit Price	<input checked="" type="checkbox"/>	<input checked="" type="checkbox"/>
Total	<input checked="" type="checkbox"/>	<input type="checkbox"/>
Production Std Cost	<input checked="" type="checkbox"/>	<input type="checkbox"/>

OK Cancel Restore Default

Benefit

- Item master data record descriptions updated accordingly within the associated Bill of Materials
- Flexible handling of item and resource descriptions in Bill of Materials

Drill Down from BoM to Item Master Data



General Settings

BP Budget Services Display Font & Bkgd Path Inventory Resources Cash Flow Cockpit Cost Accounting Pricing Hide Functions

Items Planning Reporting

Serial Numbers and Batches Management Method On Every Transaction

Issue Primarily By Serial and Batch Numbers

Unique Serial Numbers by Serial Number

Display Batch Quantities By Document Row UoM Inventory UoM

Auto. Create Equipment Card

Basic Setting for Batch Status Released

Block Multiple Receipts for Same Batch with Serial/Batch Valuation Method

Default Warehouse General Warehouse

Set Inv. Method By Warehouse

Auto. Add All UoM Group Definitions to New and Existing Items

Auto. Add All Package Definitions to New and Existing Items

Open Item Master Data Instead of Bill of Materials of a BOM Item When Selecting Link Arrow

Display Inactive Items In Reports Marketing Documents

OK Cancel

Feature

- Direct “drill-down” to Item Master Data record now possible from the Parent *Item Number*

Benefit

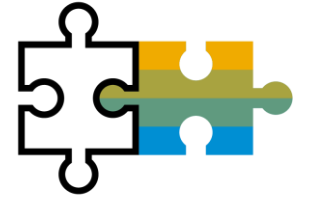
- More intuitive and direct navigation between Bill of Materials and Item Master Data
- Flexibility within navigation due to system prompt of navigation choice



Feature	Description	Localization
Production Orders as Base Document in Procurement Confirmation Wizard	<i>Production Order</i> can be selected as <i>Base Document</i> in the <i>Procurement Confirmation Wizard</i> . SAP Note 2945172 (FP2008)	All
Edit Closed or Canceled Production Orders	When a <i>Production Order</i> is closed or canceled, the following fields will be editable: <ul style="list-style-type: none"> - <i>Remarks</i> on the form footer - <i>Pick and Pack Remarks</i> on the form footer - <i>Reference Document</i> on the <i>Summary</i> tab - <i>Attachments</i> on the <i>Attachments</i> tab - <i>User-Defined Fields</i> on <i>Production Order – Title</i> and on <i>Production Order - Rows</i> SAP Note 2920833 (FP2008)	All
Delete Bill of Materials (BOM) en Masse	<i>Bill of Materials</i> (BOM) can be deleted en masse from <i>Bill of Materials Management</i> . SAP Note 2926091 (FP2008)	All




Feature	Description	Localization
Hidden BOM Components are Not Printed on SAP Crystal Reports	Defined ' <i>Hide BOM Components in Printout</i> ' are not printed using SAP Crystal Report layouts. SAP Note 2319313 (FP2102)	All



Platform | Extensibility

SAP Business One 10.0



Service Layer Enabled for Microsoft SQL Server

PL01 Update



POST Login

Login Service Layer with the specified credentials.

Example

```
POST https://localhost:50000/b1s/v1/Login
{
  "CompanyDB": "SBODEMOUS",
  "Password": "1234",
  "UserName": "manager"
}
```

BusinessPartners

Show/Hide | List Operations | Expand Operations

This entity enables you to manipulate 'BusinessPartners'. It represents the business partners master data in the Business Partners module. You can use this data to record and retrieve business partner (customers, vendors, and leads) information and schedule business partner activities.

GET BusinessPartners(id)

Retrieve all or some selected properties from an instance of 'BusinessPartners' with the given id.

Example

```
GET https://localhost:50000/b1s/v1/BusinessPartners('c001')
GET https://localhost:50000/b1s/v1/BusinessPartners('c001')?$select=CardCode,CardName,CardType
```

- GET** BusinessPartners
- POST** BusinessPartners
- PATCH** BusinessPartners(id)
- DELETE** BusinessPartners(id)

Feature

- Built on core protocols such as HTTP and OData
- Highly scalable (parallel-processing)
- High availability (load balancing)

Benefit

- Ready for loosely coupled extensibility running for MSSQL and HANA

Service Layer Configuration UI



SAP Business One Service Layer Controller

Welcome, B1SiteUser | [System Landscape Directory](#) | [Help](#)

Service Layer Settings

Service Layer Service : `https://b1x-only.sap:50000`

Current Status : Running

Version :10.00.100 Special Build :00 Service Pack :00 CodeLine :10.0_REL Last Changelist :1868519

CPU Utilization : 0 (%)

Memory Utilization : 1981.87 (M)

Node Management

Max Members	Sticky Session	Disable Failover	Timeout	Failover Attempts	Method	Path	Active
4	ROUTEID	Off	300	3	bybusyness	/b1s	Yes

Worker URL	Route Redir	Factor	Set	Status	Elected	Busy	Load	To	From
------------	-------------	--------	-----	--------	---------	------	------	----	------

Service Layer Configuration

Cors

Cors Allowed Headers

Cors Allowed Origins

Request & Response Logs

WCF Compatible

Max Request Workers

Max Spare Servers

Min Spare Servers

Max Connections Per Child

Log Levels

Session Timeout

Advanced Configuration

Session Sticky

Max Session Per Process

Download Logs

Duration:

Feature

- New *System Landscape Directory URL* for **Service Layer configuration**
- `https://<hana-server>:<sld-port>/ServiceLayerController`

Benefits

- No need to edit multiple configuration files

Formatted Search Supports Multiple Triggers



The screenshot shows the SAP Sales Order interface. The main table displays items with their descriptions and various metrics. A yellow box highlights the metrics columns (Metric 01 to Metric 05) in the table. A dialog box titled 'User-Defined Values - Setup' is open, showing options for search and refresh, and a list of fields (Metric 01 to Metric 05) with dropdown arrows. The dialog box also has 'New' and 'Delete' buttons.

Item No.	Item Description	Total Addition	Metric-01	Metric-02	Metric-03	Metric-04	Metric-05	Quantity	Price Mode	Summary Type	No. of Packages
1	L10001 Labor Hours Production	11	2	1	2	3	3				1
2	LB0002 Hourly Service Labor Charge	12	0	9	0	2	1				1
3	LB0001 Daily Service Labor Charge	5	1	1	1	1	1				1

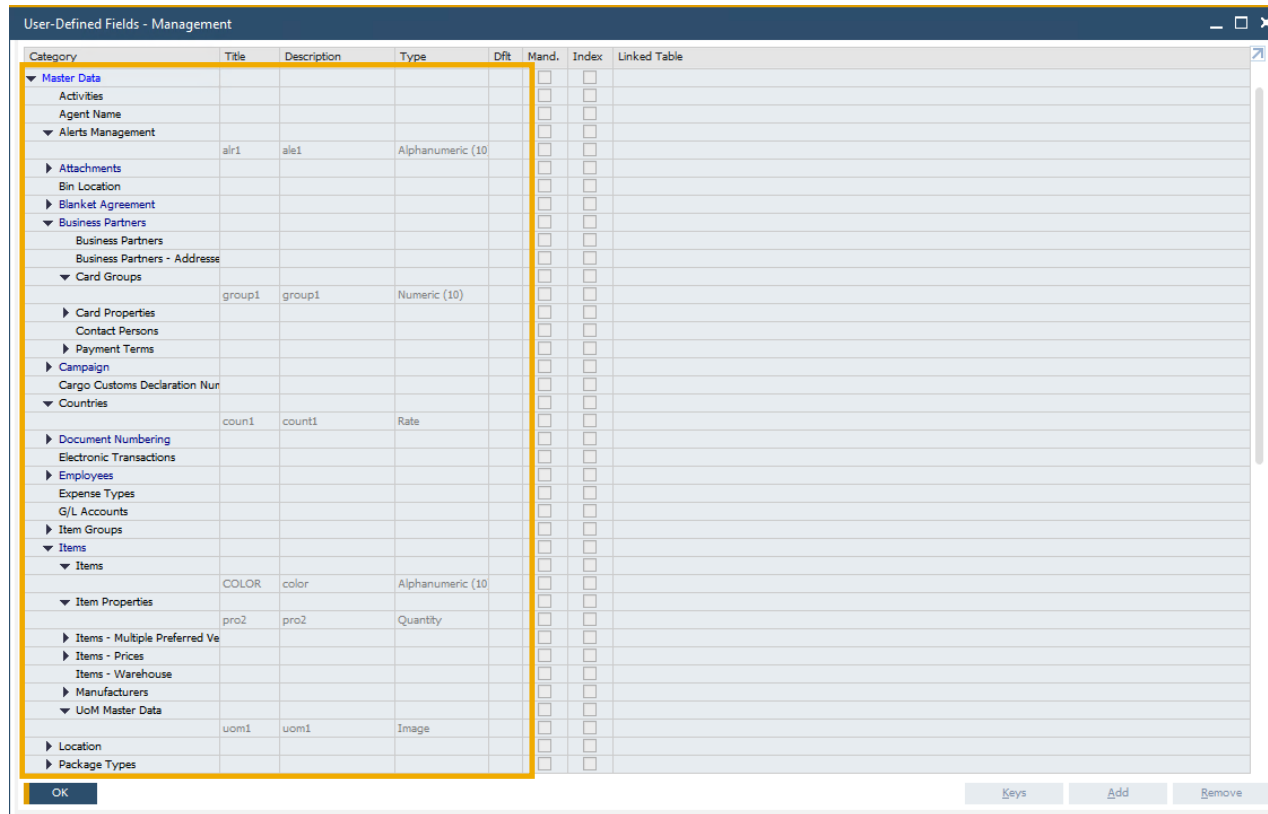
Feature

- User Define Values support multiple triggers

Benefit

- More possibilities and flexibility when implementing formatted searches/user defined values

Extend UDF Support to Additional Objects



The screenshot shows the 'User-Defined Fields - Management' window in SAP. It features a tree view on the left with categories like Master Data, Alerts Management, Attachments, Business Partners, and Countries. The main area is a table with columns: Category, Title, Description, Type, Dflt, Mand., Index, and Linked Table. A yellow border highlights the left tree view and the first few rows of the table.

Category	Title	Description	Type	Dflt	Mand.	Index	Linked Table
Master Data							
Activities							
Agent Name							
Alerts Management							
	alr1	ale1	Alphanumeric (10)				
Attachments							
Bin Location							
Blanket Agreement							
Business Partners							
Business Partners							
Business Partners - Address							
Card Groups							
	group1	group1	Numeric (10)				
Card Properties							
Contact Persons							
Payment Terms							
Campaign							
Cargo Customs Declaration Num							
Countries							
	coun1	count1	Rate				
Document Numbering							
Electronic Transactions							
Employees							
Expense Types							
G/L Accounts							
Item Groups							
Items							
Items							
Item Properties							
	COLOR	color	Alphanumeric (10)				
Items - Multiple Preferred Ve							
Items - Prices							
Items - Warehouse							
Manufacturers							
UoM Master Data							
	uom1	uom1	Image				
Location							
Package Types							

Feature

- **User Defined Fields** can be added to more **SAP Business One 10.0** objects*
- *Alerts (OALT), Attachment rows (ATC1), Countries (OCR1), Document Numbering Series (NNM1), BP Groups (OCRG), BP Payment Terms (OCTG), BP/Item Properties (OCQG)/(OITG), Item Preferred Vendors (ITM2), Item Prices (ITM1), Manufacturers (OMRC), UoM Master Data (OUOM), Location (OLCT), Package Types (OPKG), Branch Setup (OBPL), and Shipping Types (OSHP)

Benefit

- More possibilities in quick solution customizing

Gatekeeper (Browser Access) Service

PL01 Update

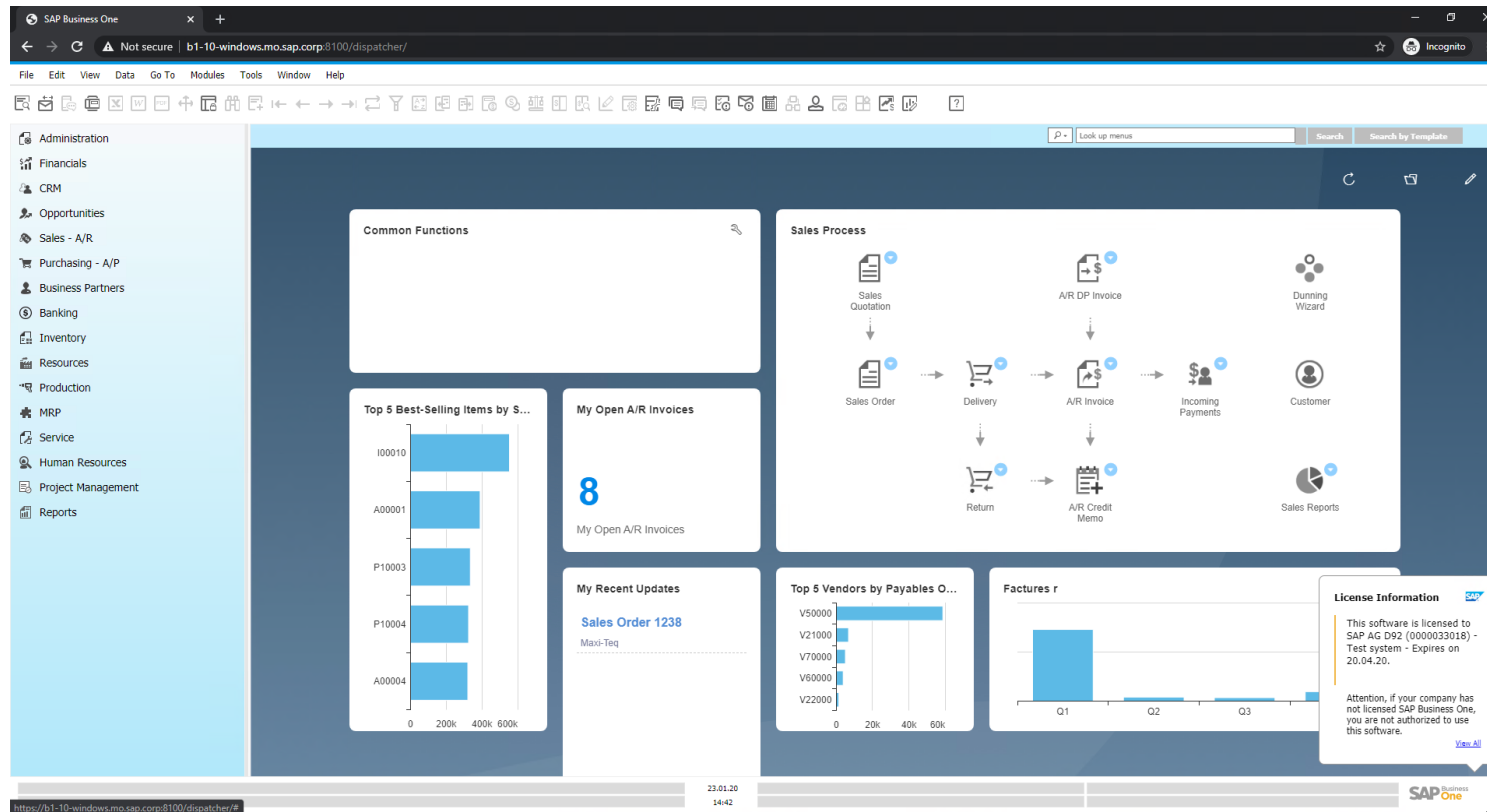


Feature

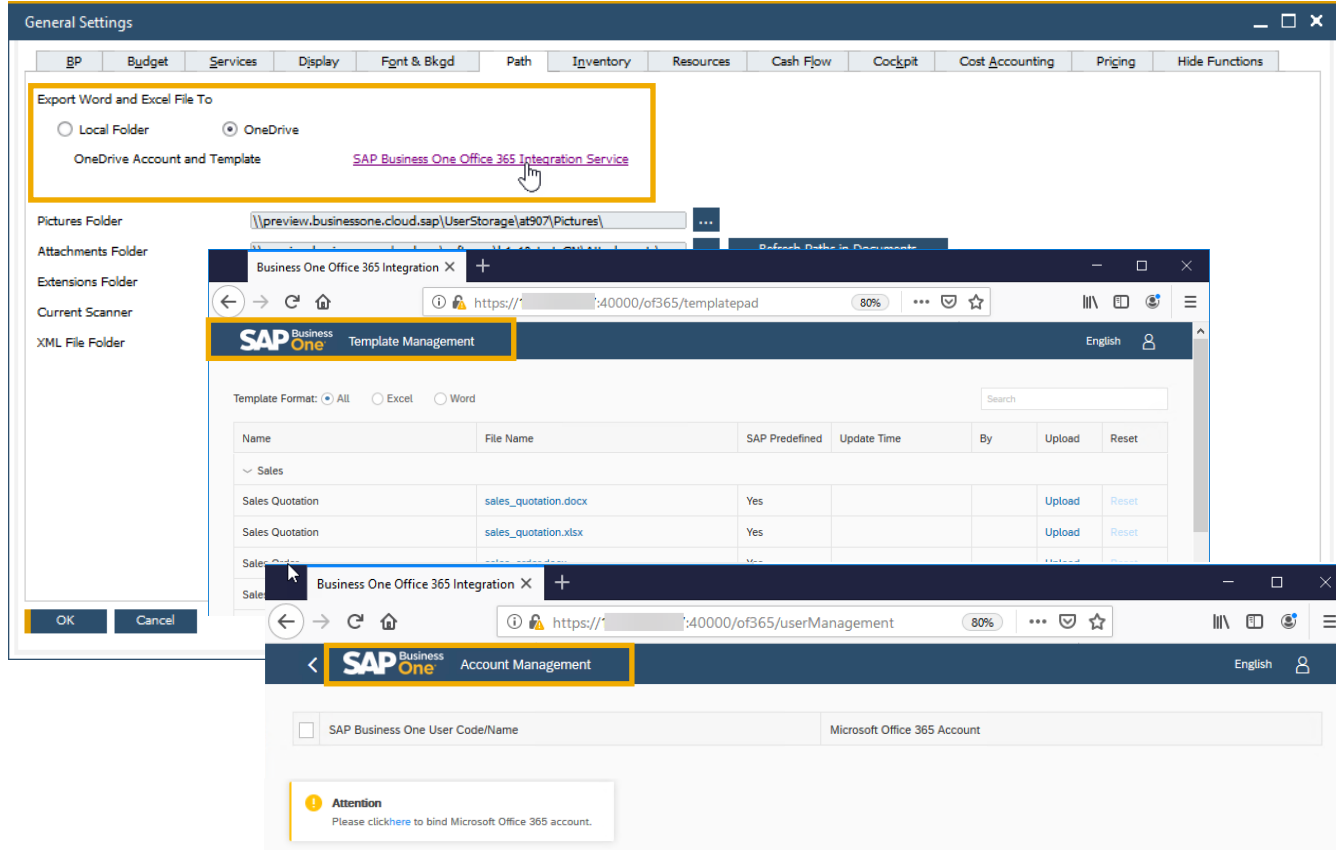
- SAP Business One Client UI is rendered and published via gatekeeper service over the HTTPS protocol

Benefit

- Easy access
- No local client is needed



Microsoft Office 365 Integration



The screenshot shows the SAP Business One General Settings window with the 'Export Word and Excel File To' section highlighted. The 'OneDrive' radio button is selected, and the 'SAP Business One Office 365 Integration Service' link is highlighted. Below this, a browser window displays the 'SAP Business One Template Management' page, which includes a table of templates and an 'Account Management' page with a warning message: 'Attention: Please click here to bind Microsoft Office 365 account.'

Name	File Name	SAP Predefined	Update Time	By	Upload	Reset
Sales Quotation	sales_quotation.docx	Yes			Upload	Reset
Sales Quotation	sales_quotation.xlsx	Yes			Upload	Reset

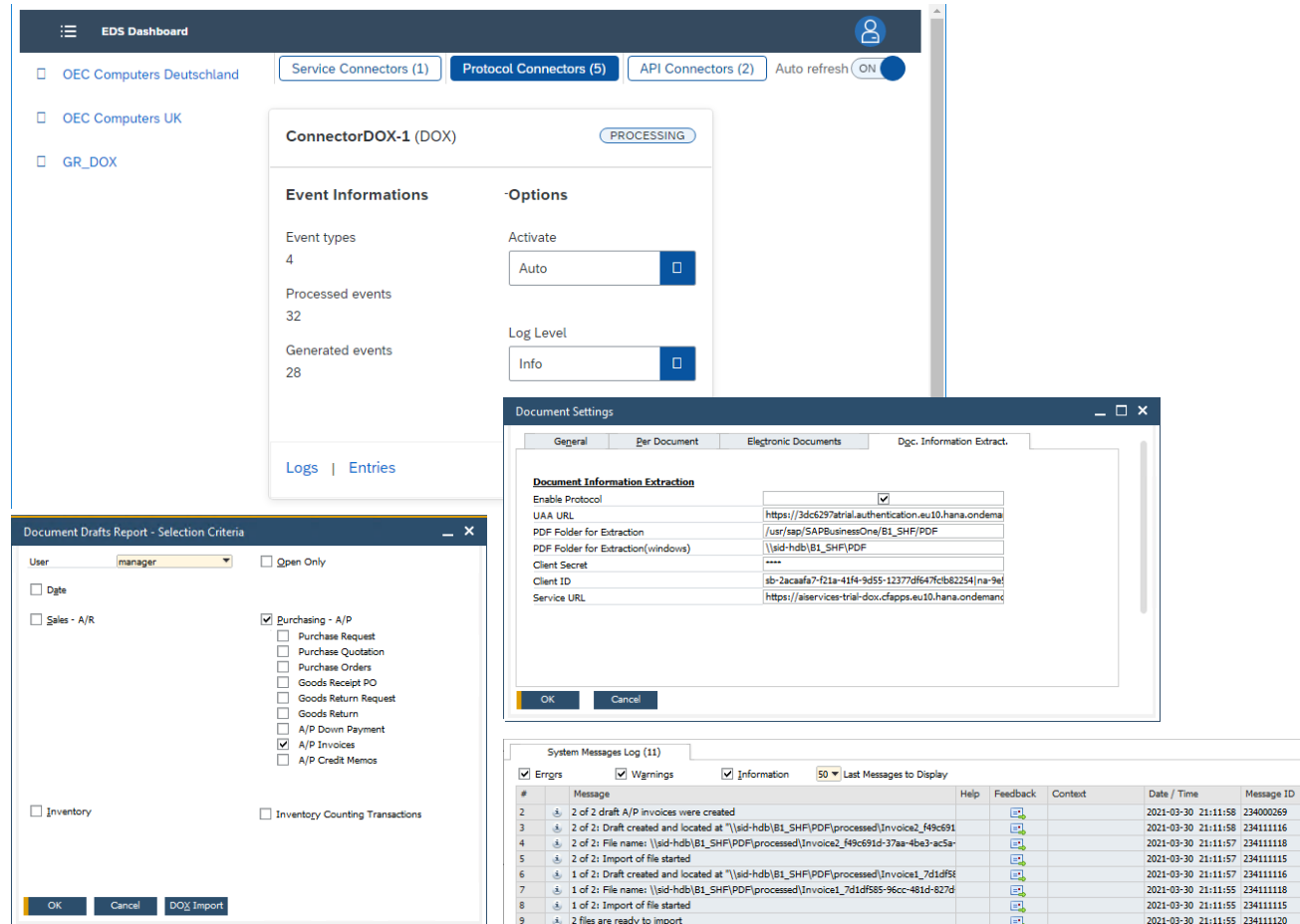
Feature

- **Microsoft Office 365 and OneDrive** integration allows for document layouts, grid results and reports to be exported into Excel and Word accordingly
- **SAP Business One 10.0 Template Management** allows for more flexibility in reporting and document layouts management
- **Microsoft Office 365** integration starting with **SAP Business One Cloud 1.1 PL17 (FP2102)**
See SAP Note [3018885](#)

Benefit

- Automatic upload of exports into OneDrive
- Easier report and document layouts management
- Access from everywhere

Document Information Extraction



The screenshot displays the EDS Dashboard interface. At the top, there are navigation tabs for 'Service Connectors (1)', 'Protocol Connectors (5)', and 'API Connectors (2)', along with an 'Auto refresh' toggle set to 'ON'. The main content area shows the configuration for 'ConnectorDOX-1 (DOX)', which is currently in a 'PROCESSING' state. This configuration includes 'Event Informations' (Event types: 4, Processed events: 32, Generated events: 28) and 'Options' (Activate: Auto, Log Level: Info). Below this, there are 'Logs' and 'Entries' links.

Overlaid on the dashboard are three other windows:

- Document Drafts Report - Selection Criteria:** A window for selecting criteria for document drafts. It includes a 'User' dropdown set to 'manager' and an 'Open Only' checkbox. There are several filter categories: 'Date', 'Sales - A/R', 'Inventory', 'Purchasing - A/P' (with sub-options like Purchase Request, Purchase Quotation, etc.), and 'Inventory Counting Transactions'.
- Document Settings:** A window for configuring document settings. It has tabs for 'General', 'Per Document', 'Electronic Documents', and 'Dgc. Information Extract.'. The 'Document Information Extraction' section is active, showing fields for 'Enable Protocol' (checked), 'UAA URL', 'PDF Folder for Extraction', 'PDF Folder for Extraction(windows)', 'Client Secret', 'Client ID', and 'Service URL'.
- System Messages Log (11):** A table showing system messages. The table has columns for '#', 'Message', 'Help', 'Feedback', 'Context', 'Date / Time', and 'Message ID'. The messages indicate the successful creation and processing of draft A/P invoices.


Feature

- Scanning PDF documents and extract invoice header and item information
- Create A/P invoice in SAP Business One
- See SAP Note [3021904](#)

Benefit

- Automatic generation of A/P invoice drafts out of PDFs
- Let employees save work time and focus on new activities

64-bit Only Support



Feature

- SAP Business One will support only 64bit Windows operating system
- Only 64-bit add-ons will be supported with SAP Business One 10.0

Benefit

- Smaller software package downloads (due to removal of redundant 32-bit executables)

Extensibility Enhancements

SAP Business One Service Layer Controller

Welcome, B1SiteUser | [System Landscape Directory](#) | [Help](#)

Service Layer Settings | Monitor

Normal Request

Duration: Recent 10 days

No	Method	URL	Count	Detail
0	POST	/b1s/v1/ssob1s/saml2/sp/acs	24	Details
1	POST	/b1s/v1/LicenseService_GetInstallationNumber	24	Details
2	POST	/b1s/v1/CompanyService_LogLoginAction	24	Details
3	POST	/b1s/v1/Login	18	Details
4	POST	/b1s/v1/ssob1s/	46	Details
5	GET	/b1s/v1/ssob1s	2	Details

Normal Request Detail

Time	Duration	Sid	Node	Http Code	Pid	Client IP
30/Nov/2021:10:04:05	1s	-	-	200	6048	10.58.81.242
07/Dec/2021:14:42:03	0s	23b859a8-5728-11ec-8000-005056877337	.node3	200	157676	10.33.130.230
07/Dec/2021:14:42:31	0s	c97ec016-5728-11ec-8000-005056877337	.node3	200	157676	10.33.130.230
07/Dec/2021:14:42:52	0s	da0b6fce-5728-11ec-8000-005056877337	.node3	200	157676	10.33.130.230
07/Dec/2021:14:43:26	0s	e6b389b4-5728-11ec-8000-005056877337	.node3	200	157676	10.33.130.230
07/Dec/2021:14:50:19	0s	-	-	200	157676	10.58.81.242
07/Dec/2021:14:33:56	3s	-	-	200	146404	10.33.130.230
07/Dec/2021:14:34:20	0s	a784ecd4-5727-11ec-8002-005056877337	-	200	146404	10.33.130.230

Error Request

Duration: Recent 10 days

No	Method	URL	Count	Detail
0	POST	/b1s/v1/ssob1s/saml2/sp/acs	1	Details
1	GET	/b1s/v1/ssob1s	1	Details
2	GET	/b1s/v1/Login	2	Details
3	GET	/b1s/v1/items2	2	Details
4	GET	/b1s/v1/ssob1s/	1	Details

- Service Layer Controller is enhanced to support the Service Layer log monitor with the following functionalities:
 - Show normal requests
 - Show error requests
 - Show detail logging

Identity and Authentication Management (IAM)

Sign in to SAP Business One and supported components with your Identity Provider* user

FP2208 Update



- Single sign-on (SSO) experience
- Enhanced security and reducing potential attack surface
- One stop shop for user management actions across B1 company databases
- No need to remember multiple passwords

FP 2208 Enables You to Sign in Using IAM to the Following Components:

- SAP Business One Desktop Client
- SAP Business One Web Client
- System Landscape Directory
- License Service
- Service Layer
- DI API
- Extension Manager
- Job Service
- Mobile Service (except for touch ID for Android)
- Analytics Platform
- API Gateway Service
- Outlook Integration Server
- Excel Report and Interactive Analysis
- Data Transfer Workbench (DTW)
- Microsoft 365 Integration

In FP 2208, the IAM service is not supported by the corresponding SAP Business One Cloud version; This is planned for future SAP Business One Cloud versions

*With FP 2208, it is possible to register only AD FS or Azure Active Directory as external identity providers in OIDC

IAM Enhancements

FP2305 Update



IAM Functionality

- Two-Factor Authentication – introducing 2FA within SAP Business One authentication service
- Supporting Okta and SAP IAS as OIDC Identity Providers
- Supporting Single Logout - the identity provider logs you out of all SAP Business One Web-based pages in the current identity provider login session in the same Web browser
- Additional SAP Business one components to support IAM. For more information about components supported by IAM in SAP Business One, see SAP Note [3252125](#)



Sign in

- The localization and version information are visible in the Choose Company window when you log into SAP Business One client, mobile service and IMCC
- When you log into SAP Business One client, the company that you log in last time is selected by default in the Choose Company window
- Introducing “Change password” option on the login page when you log into SAP Business One with the bound user account



User Binding

- Bind users from SAP Business One Client
- Multiple company user binding - select more than one company when binding an IDP user to a same company user
- Enhanced UX - when binding an IDP user to a company user code, if the user code is newly defined for all selected companies, the label (New) shows after the user code. The default user code is the IDP user name






Cloud & Extensions

- Log into Service Layer with a Windows domain user account after activating Active Directory Domain Services and binding its users to company users.
- Next Cloud release will support deployment of FP 2208 (without IAM)
- Future Cloud release will introduce IAM support for SAP Business One systems hosted via Cloud Control Center

Platform & Extensibility

See also the SAP Business One Platform Support Matrix ([MS SQL](#) / [SAP HANA](#))



Feature	Description	Localization
SAP HANA 2.0 Platform Adaption	SAP HANA 2.0 supported only	All 
Support SLES 15	Suse Linux Enterprise Server SLES 15 only	All 
SAP HANA 2.0 Platform Adaption for Remote Support Platform 3.2	RSP 3.2 supports SAP HANA 2.0	All 
Integration Framework for SAP Business One SAP Business One integration for SAP NetWeaver	Additional <i>System Types</i> in <i>System Landscape Directory</i> available: <i>SAP Business One 10.0</i> <i>SAP Business One Generic</i> <i>S/4 HANA on Premise</i> SAP Note 2857220	All
DI API: Blocking Updating Address ID in Business Partner Master Data through DI API	New checkbox <i>Allow to Update Address ID</i> added to the <i>Administration</i> -> <i>System Initialization</i> -> <i>General Settings</i> -> <i>BP</i> tab. This checkbox is selected by default. When deselecting the checkbox the <i>Address ID</i> field cannot be edited and updated through DI API; an error message appears.	All

Platform & Extensibility

PL01 Update



Feature	Description	Localization
DI API and Service Layer: Recurring Postings	Recurring Postings exposed to DI API and Service Layer SAP Note 2878517 (PL01)	All
DI API and Service Layer: Posting Template	Posting Templates exposed to DI API and Service Layer SAP Note 2878484 (PL01)	All
DI API and Service Layer: Cancel and Restore Approval Requests	New methods added to cancel and restore <i>Approval Requests</i> in DI API and Service Layer SAP Note 2859177 (PL01)	All
DI API: Additional Reference Documents	Additional document referencing for <i>Goods Receipt, Goods Issue, Purchase Request, Inventory Transfer, Inventory Transfer Request, Checks for Payment</i> SAP Note 2866114 (PL01)	All

Platform & Extensibility

PL02 Update



Feature	Description	Localization
MS SQL Server 2019	SAP Business One supports Microsoft SQL Server 2019 SAP Note 2877473 (PL02)	All
Service Layer: Supports SQL View Exposure	Service Layer on Microsoft SQL can discover and expose regular customized SQL views in OData V3/V4 protocol SAP Note 2912563 (PL02)	All
Service Layer: Configuration Controller	Configuration Controller for Service Layer is available, providing a user-friendly interface to update configuration parameters. SAP Note 2912506 (PL02)	All
API Gateway	API Gateway is available to access business data with a unified service endpoint, providing a one-time authentication to access Crystal Reports. SAP Note 2890290 (PL02) See What's New in SAP Business One 10.0	All
SAP Crystal Reports 2016 SP7	SAP Crystal Reports 2016 SP7, version for the SAP Business One application is available SAP Note 2584094 (PL02)	All

Platform & Extensibility

Feature	Description	Localization
Linking UDF on UDT to System Objects and UDO	An UDF on a system form can be linked to a system form, user-defined table (UDT), or a user-defined object (UDO). SAP Note 2949633 (FP2008)	All
Service Layer and DI API: More Properties in SalesPersons Object for Sales Employee Exposed	The following properties of the SalesPersons object (database table OSLP) are available in the DI API and Service Layer: <ul style="list-style-type: none"> - Telephone - Mobil - Fax - Email SAP Note 2932743 (FP2008)	All
SAP Business One Studio Suite Supports Microsoft Visual Studio 2017 and 2019	SAP Business One Studio Suite supports Microsoft Visual Studio 2017 and 2019 SAP Note 2936980 (FP2008)	All

Platform & Extensibility

Feature	Description	Localization
Security Certificates Enhancements for Lightweight Extensions	Trusted certificate for add-ons running in the landscape is needed. The add-on security mechanism will verify registered add-ons. SAP Note 2979022 (FP2011)	All
Service Layer: GetAddressFormat and GetFullAddress Exposed	In the Service Layer <i>GetAddressFormat</i> and <i>GetFullAddress</i> exposed as new AddressService. SAP Note 2990130 (FP2011)	All
Service Layer: Supports SQL Query	The Service Layer on Microsoft SQL Server and SAP HANA supports SQL Query to enhance the query capability of the Service Layer and to reduce manual effort to deploy views. SAP Note 2970896 (FP2011)	All
Service Layer: JavaScript Extension Works with oData Version 4.0	<i>JavaScript Extension</i> works with oData Version 4.0 in Service Layer. SAP Note 2959007 (FP2011)	All
Service Layer and DI API: Holiday Dates Exposed	Holiday date objects are exposed through Service Layer and DI API. SAP Note 2970998 (FP2011)	All

Platform & Extensibility

Feature	Description	Localization
DI API: Insert Rows at any Place in Production Order	Insert rows at any place within the <i>Production Order</i> grid via the DI API. SAP Note 2985713 (FP2011)	All
DI API: License Check Function Exposed	<i>SBObob.GetLicenseStatus</i> is exposed on the DI API to be able to find out whether a user has a license to access a form. SAP Note 2970960 (FP2011)	All

Feature	Description	Localization
Set Default Layouts for Documents/Reports and Printing Sequences in Report and Layout Manager	<p>The report and layout manager has been enhanced to set the following defaults directly in the report and layout manager:</p> <ul style="list-style-type: none"> - Set default layouts for each type of document/report - Set default layouts for printing sequences - Set a system layout as inactive <p>SAP Note 3024856 (FP2102)</p>	All
Document Information Extraction Service	<p>Document Information Extraction is a service (API) from SAP that automatically reads and extracts information from digital document files and scanned documents.</p> <p>SAP Note 3021904 (FP2102)</p>	All
Service Layer and DI API: Support <i>UserSign</i> of Documents	<p>The <i>UserSign</i> property is available to identify documents based on the user who created them. This allows to filter and search for documents based on the creator.</p> <p>SAP Note 3003222 (FP2102)</p>	All
Service Layer: Query Supports User-Defined Tables (UDTs)	<p>The Service Layer SQL Queries supports User-Defined Tables (UDTs).</p> <p>SAP Note 3009505 (FP2102)</p>	All

Platform & Extensibility

Feature	Description	Localization
User-Defined Fields Link to Sales Persons (OSLP)	When creating User-Defined Fields (UDFs), the <i>Linked to Entities</i> function can be used to link the UDF to Sales Persons (DB table: OSLP). SAP Note 3003178 (FP2102)	All
Retrieve Current Logged User in User Query	In the SQL statement of an SAP Business One user query a new parameter <code>\$(USER)</code> is available which reads out the ID of the current logged user. This parameter can be used to track the current user. SAP Note 3009652 (FP2102)	All

Thank you.

Contact information:

